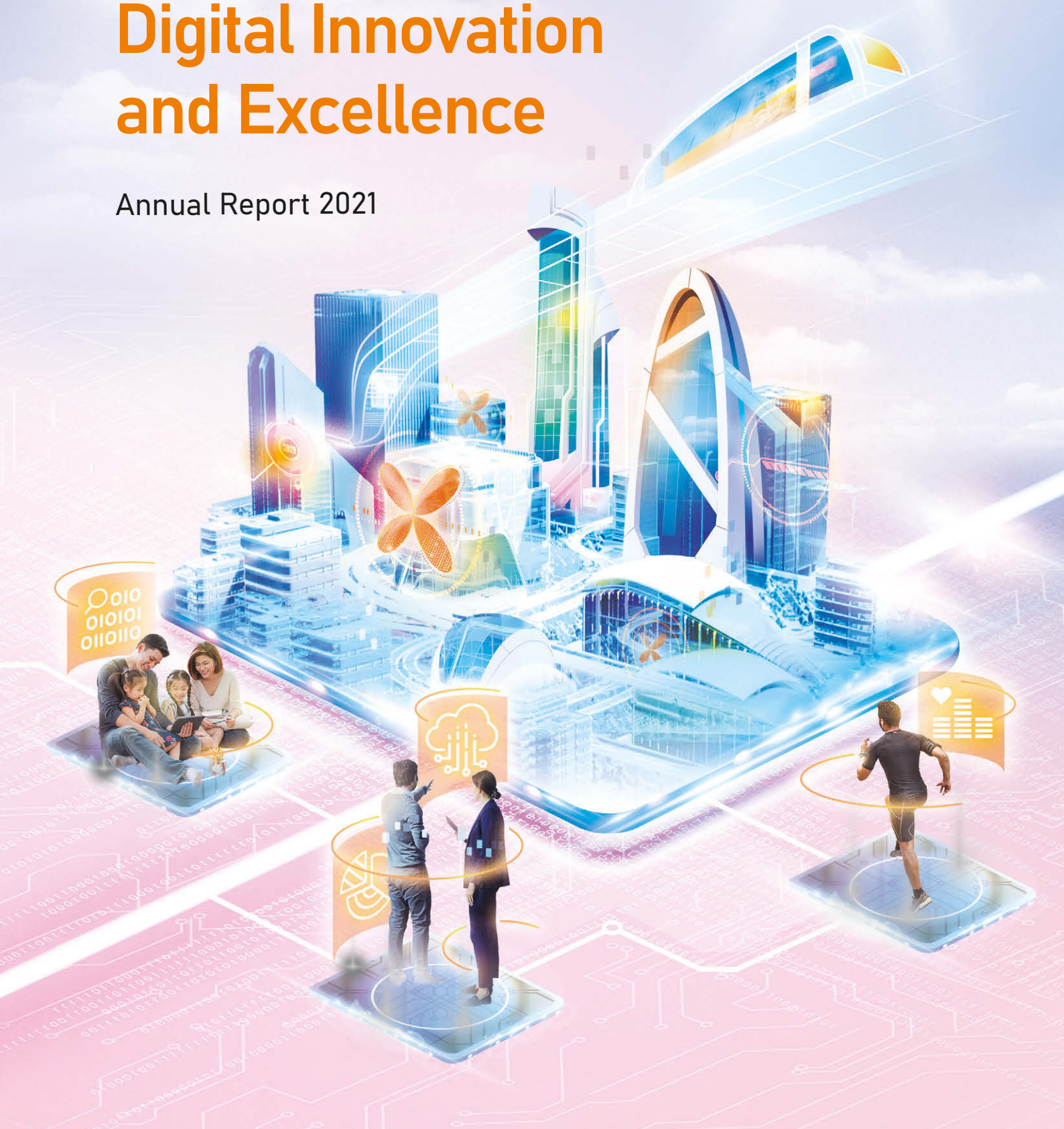




**Karin Technology  
Holdings Limited**

# Empowering Digital Innovation and Excellence

Annual Report 2021





## CORPORATE PROFILE

Listed on the Mainboard of the Singapore Exchange Securities Trading Limited (“SGX-ST”) since March 2005, our Group is a prominent IT & Components Solutions and Services Group with a significant market presence spanning over 40 years in Hong Kong and the People’s Republic of China (“PRC”).

From the time when it was established in 1977, the Group’s primary business focus has been on electronic components and computer distribution for various electronics industry segments including communications, computer, electrical appliances and utility. During the 1990s, our business expanded to include outsourcing services, IC application design solutions and data storage management solutions.

Since our listing on the SGX-ST Mainboard in 2005, we have carved out a growing presence in three core

businesses – Components Distribution; IT Infrastructure Solutions and Services; and Consumer Electronics Products – in Hong Kong and the PRC markets.

In 2007, the Group acquired I M I Kabel Pte Ltd, a Singapore-based distributor of data control cables and manufacturer of power panels for a variety of industries ranging from industrial automation to building, port and shipyard, offshore oil fields and petrochemical facilities. In 2019, it has extended to switchboard panel production and installation business. To reflect its enlarged business segments, the company changed its name to I M I Kabel & Engineering Pte Ltd in 2020.

In 2011, Karin added a retail business arm to its operations under the trade name “In-Smart” which was subsequently disposed of on 30 June 2016 and re-invested on 1 April 2018.

# Contents

CHAIRMAN'S STATEMENT	2
CEO'S MESSAGE AND OPERATION REVIEW	4
FINANCIAL REVIEW	7
BOARD OF DIRECTORS	12
SENIOR MANAGEMENT	15
GROUP STRUCTURE	17
NOTABLE EVENTS IN FY2021	18
MILESTONES	20
CORPORATE INFORMATION	23
REPORT ON CORPORATE GOVERNANCE	24
FINANCIAL CONTENTS	47
FINANCIAL SUMMARY	136
STATISTICS OF SHAREHOLDINGS	138
INFORMATION ABOUT INVESTMENT PROPERTIES HELD	141
NOTICE OF ANNUAL GENERAL MEETING	142
SUPPLEMENTAL INFORMATION ON DIRECTORS SEEKING RE-ELECTION	154



Globalization, modernization and technology are the drivers of rapid economic growth and wealth creation, providing many business opportunities to most companies and industries in the coming decades and Hong Kong is indeed the essential gateway to China for the rest of the world while Singapore is the central business hub for ASEAN countries.

To provide competitive products and solutions through our core competence of product development, technical skill-set and field-application after-sales service. To be the leading value-added service provider in electronic, retail, IT and infrastructure industries in China, Hong Kong, Macau, Singapore, ASEAN countries today and tomorrow.

# Chairman's Statement



**Raymond NG**  
Executive Chairman,  
Karin Group

FY2021 was an unusual and extraordinary year since Karin's establishment in 1977. Even though Karin has experienced the economic booms and busts of the past four decades, Karin had never confronted the perfect storm of the global pandemic of COVID-19, global recession and a global trade war between the world's two superpowers.

Nevertheless, Karin has retained its profitability with healthy dividend returns for shareholders over the past decade. Even in the midst of the challenges of FY2021, because Karin is very focused on proper risk management, cashflow generation and business continuity planning during a crisis, we are able to still succeed.

On the other hand, the COVID-19 pandemic had a huge, unintended impact on the IT industry. Cloud computing and cybersecurity services exploded, as businesses transformed their infrastructure to enable workers to work from home without disrupting services or opening up vulnerabilities. The digital transformation towards distributed IT with top-grade cybersecurity provisioning will continue to evolve after COVID-19.

Risks and business opportunities are always intertwined. I am confident that Karin will continue to grow and our management team will witness the new post-pandemic age of digital transformation with potential, rapid growth in the years to come.

**Raymond Ng**

*Executive Chairman*

**Karin Technology Holdings Limited**

# CEO's Message and Operation Review



**Ng Mun Kit Michael**  
Chief Executive Officer,  
Karin Group

Dear Shareholders,

The financial year ended 30 June 2021 (“**FY2021**”) was a challenging year for businesses worldwide. To mitigate the effects of the ongoing COVID-19 pandemic, Karin Group and its management team proactively took steps to transform our business to meet the rapidly changing global economic landscape and the new norms that had emerged from the situation.

With the region heavily impacted by the pandemic and supply chain disruptions further compounded by a global shortage in component materials and IC chipsets, our Group’s performance depended heavily upon the strength of every member of our staff to work closely with our vendors and customers across all parts of our business and sales operations.

As we prepare to enter our 45th anniversary since establishment in January 1977, we are grateful for the many lessons we have learnt during this long journey that has held us in good stead as we faced this unprecedented pandemic head on. Over the years, our growth had always been driven by our willingness to embrace new technology solutions and to adapt our business model as well as our continuing investments into new business areas. Today, Karin Technology is a diversified Group with businesses across Components Distribution, IT businesses, and Consumer Electronics Retail and Distribution.

#### **FY2021 PERFORMANCE REVIEW**

Karin’s revenue increased 6.2% to HK\$1,875,571,000 in FY2021 mainly driven by the strong performance of the Group’s main revenue generator – its Information Technology Infrastructure (“**IT Infrastructure**”) segment, which expanded 15.6% year-on-year (“**YOY**”) in revenue to HK\$1,065.8 million. The gradual resumption of business also helped the Group’s Components Distribution (“**CD**”) segment to come back strongly to achieve a 3.6% YOY increase in revenue to HK\$654.6 million for the full-year.

The Group’s Consumer Electronic Products (“**CEP**”) segment was weakened by softer demand in retail mostly due to the continuing COVID-19 pandemic effect. However this was partially mitigated by an increase in distributorships of new products secured by the Group, which narrowed the decline in revenue from 44.7% recorded in the first half of FY2021 to 26.9% for the full-year. The segment recorded revenue of HK\$155.2 million in FY2021 as compared to HK\$212.3 million in FY2020.

The improved topline, overall reduction in expenses, as well as an increase in other income and gains mainly from government wage subsidies, resulted in a six-fold YOY increase in net attributable profit to HK\$32.4 million in FY2021.

#### **IT, CEP AND CD BUSINESS STRATEGY AND DEVELOPMENT**

Within each of Karin’s business segments, we have Strategic Business Units (“**SBUs**”) that are responsible for identifying and capturing growth opportunities for new products and markets.

Our CD segment expects the growth in power modules for greener energy application across industries to remain strong. Looking ahead, this SBU intends to focus on IC Application Design for modules for consumer electronics, which it expects to drive growth in markets for smart appliances and toys and devices.

Our IT segment continues to ride on rising demand from new projects in cloud computing and enhanced cyber security, and from more corporate customers adopting solutions for virtual communication and remote operations. The segment has also observed an increasing number of projects related to data management, smart solutions and AI. To seize these opportunities from the Greater Bay Area, the Group has expanded our team and established a new office in Macau in early 2021.

Meanwhile, our CEP segment is looking to grow through an enlarged portfolio of leading brands and new products. We believe the gradual recovery in consumer spending in the region as well as the desire to keep up with the latest trends in gadgets and devices will fuel retail demand for smart phones, gaming and consumer audio products.



## CEO's Statement and Operation Review FY21

### LOOKING AHEAD INTO FY2022

The management team's vigilant management and discipline in healthy financing has provided a strong platform for growth.

We are cautiously optimistic that the business outlook over the next 12 months is promising as economies and businesses have harnessed technology to adapt to new norms that have emerged from the pandemic. We believe that all three of our business segments are in the right business for such times and are well-positioned to leverage these conditions.

We will continue to invest in new infrastructure. We also plan to reinforce our skills and capabilities across technical and software developments through talent acquisition. We expect the expansion of our team to enable us to cater to strong demand for network security products, cloud solutions services and data solutions and services.

### APPRECIATION


In closing, I would like to thank all shareholders for your belief in us over the years and also our staff who have worked ceaselessly to drive sales for the Group. I would also like to thank our business partners, customers and suppliers for working with us to seek mutually beneficial outcomes.

As the new CEO of Karin Technology (since July 2021), I would like to assure our staff and shareholders that I will do my utmost to build upon the strong foundation established by our Group's Founders – our Executive Chairman, Mr. Ng Kin Wing Raymond and our Emeritus Chairman and Executive Director, Mr. Ng Yuk Wing Philip, to take Karin into the next level of growth.

Lastly, I want to thank my fellow Directors on the Board for your contributions. I look forward to your continued guidance as we seek to steer the Group towards greater prosperity in the years ahead.

**Ng Mun Kit Michael**

*Chief Executive Officer*  
Karin Group





# Financial Review

## PROFIT AND LOSS

### REVENUE

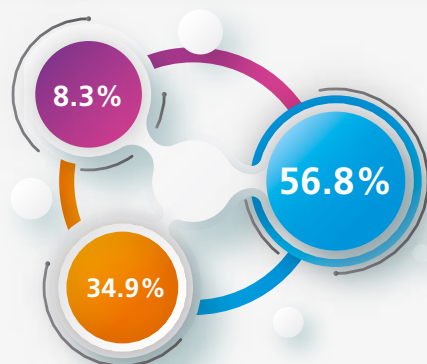
Consolidated revenue of the Group increased by approximately HK\$109.2 million or 6.2% from HK\$1,766.4 million for the year ended 30 June 2020 to HK\$1,875.6 million for the year ended 30 June 2021.

Revenue from our Components Distribution (“**CD**”) segment increased by HK\$22.5 million or 3.6%, from HK\$632.1 million for the year ended 30 June 2020 to HK\$654.6 million for the year under review. While there was a decrease in revenue in the first half of the year under review as explained in the FY21 interim results announcement, there was an increase in demand for certain electronic components due to the easing of the adverse effects of COVID-19 pandemic in the early part of 2021.

Revenue from our Information Technology Infrastructure (“**IT Infrastructure**”) segment increased by HK\$143.8 million or 15.6%, from HK\$922.0 million for the year ended 30 June 2020 to HK\$1,065.8 million for the current year. The increase was mostly due to strong demand for network security products, cloud solution services and data visualization tools during the year under review.

Revenue from our Consumer Electronics Products (“**CEP**”) segment decreased by HK\$57.1 million or 26.9%, from HK\$212.3 million for the year ended 30 June 2020 to HK\$155.2 million for the current year. Revenue picked up in the second half of the year under review to ameliorate the first half’s 44.7% decrease in revenue as explained in the FY21 interim results announcement. A major reason for the decrease for the full year was due to the continuing COVID-19 pandemic effect during the year under review.

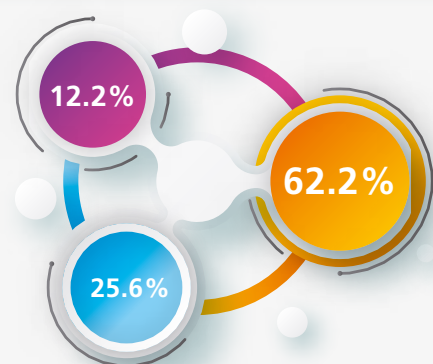
### REVENUE BY BUSINESS SEGMENTS FOR FY2021



FY2021

- COMPONENTS DISTRIBUTION
- IT INFRASTRUCTURE
- CONSUMER ELECTRONICS PRODUCTS

### REVENUE BY GEOGRAPHICAL REGIONS FOR FY2021



FY2021

- HONG KONG
- MAINLAND CHINA
- OTHERS

## Financial Review

### GROSS PROFIT

Gross profit increased by HK\$27.8 million or 19.1%, from HK\$145.8 million for the year ended 30 June 2020 to HK\$173.6 million for the year ended 30 June 2021. The increase in gross profit was mainly due to (1) sale of previously written down inventories after the COVID-19 pandemic lock down periods; and (2) provision of more higher margin value added services in the second half of the year under review.

### OTHER INCOME AND GAINS, NET

Other income and gains, net increased by HK\$7.0 million or 76.4%, from HK\$9.1 million for the year ended 30 June 2020 to HK\$16.1 million for the year ended 30 June 2021. The increase was mostly due to (1) increase in HK\$6.9 million wage subsidy received from the Government of the Hong Kong Special Administrative Region as part of the "Employment Support Scheme" under the "Anti-epidemic Fund"; and (2) fair value gains in investment properties of HK\$1.2 million, offset by a decrease in rental income of HK\$0.6 million. Decrease in rental income was due to (1) the deployment of a previously letting premises in HK for the Group's own use in early 2020; and (2) the disposal of 3 leased out office units in Shanghai in late 2019.

### SELLING AND DISTRIBUTION COSTS

Selling and distribution costs increased by HK\$10.3 million or 15.5%, from HK\$66.3 million for the year ended 30 June 2020 to HK\$76.6 million for the year ended 30 June 2021. The increase was mainly due to increase in salary, bonus and commission of HK\$11.4 million.



### ADMINISTRATIVE EXPENSES

Administrative expenses increased by HK\$4.6 million or 7.5%, from HK\$62.6 million for the year ended 30 June 2020 to HK\$67.2 million for the year ended 30 June 2021. The increase was mainly due to increase in salary and bonus of HK\$5.9 million; mitigated by (1) decrease in depreciation of property, plant and equipment and right-of-use assets of HK\$0.7 million; and (2) decrease in travelling expenses of HK\$1.1 million.

### OTHER EXPENSES, NET

Other expenses, net decreased by HK\$8.4 million or 52.5% from HK\$16.1 million for the year ended 30 June 2020 to HK\$7.6 million for the year ended 30 June 2021. The decrease was mainly due to (1) fair value losses on investment properties of HK\$6.6 million in last year turned to fair value gains which was recorded under other income during the year under review; (2) loss on disposal of an associate company of HK\$4.4 million in last year was not a recurring item; and mitigated by (3) increase in impairment of trade receivables of HK\$2.6 million.

### FINANCE COSTS

Finance costs decreased by HK\$1.7 million or 55.1%, from HK\$3.1 million for the year ended 30 June 2020 to HK\$1.4 million for the year ended 30 June 2021. The decrease was mainly due to bank borrowings interest rate decreased by almost 55 basis points from the last year to the current year.

### NET PROFIT

Net profit attributable to owners of the Company increased by HK\$27.6 million or 575.7%, from HK\$4.8 million for the year ended 30 June 2020 to HK\$32.4 million for the year ended 30 June 2021. The increase was mostly attributable to the increase in gross profit of HK\$27.8 million as explained above.

### NON-CONTROLLING INTERESTS

Non-controlling interests represented the non-controlling shareholders' share of loss in our non-wholly owned subsidiaries.

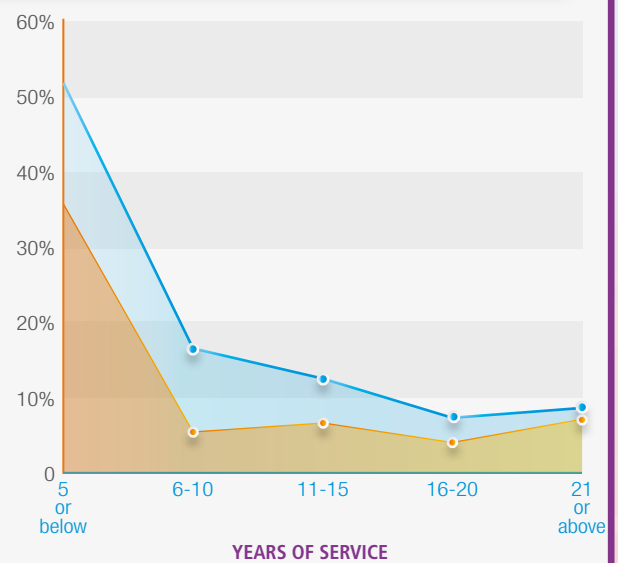
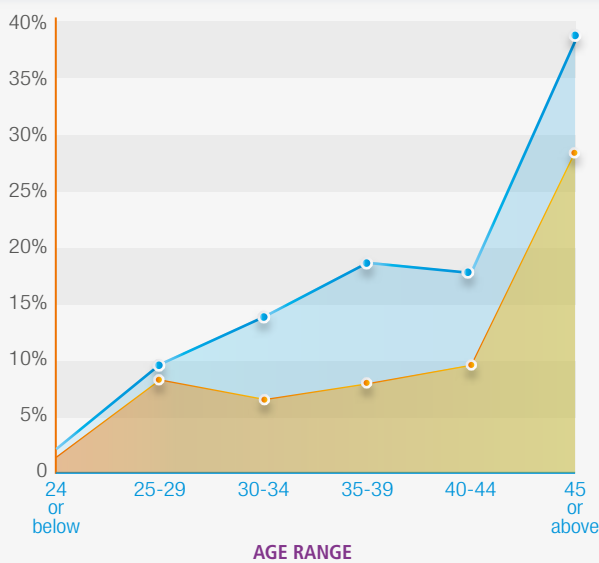
### STATEMENT OF FINANCIAL POSITION

#### NON-CURRENT ASSETS

Non-current assets comprised goodwill of HK\$2.1 million; investment properties, office equipment, leasehold land and buildings and motor vehicles amounting to HK\$71.1 million; investment in an associate of HK\$3.7 million; prepayments and other assets of HK\$20.3 million, deferred tax assets of HK\$7.5 million and right-of-use assets of HK\$2.5 million. At 30 June 2021, non-current assets amounted to HK\$107.2 million, representing approximately 9.9% of the total assets. Non-current assets decreased by HK\$61.1 million



### STAFF STATISTICS



● PRC AND OTHERS ● HK

● PRC AND OTHERS ● HK

## Financial Review

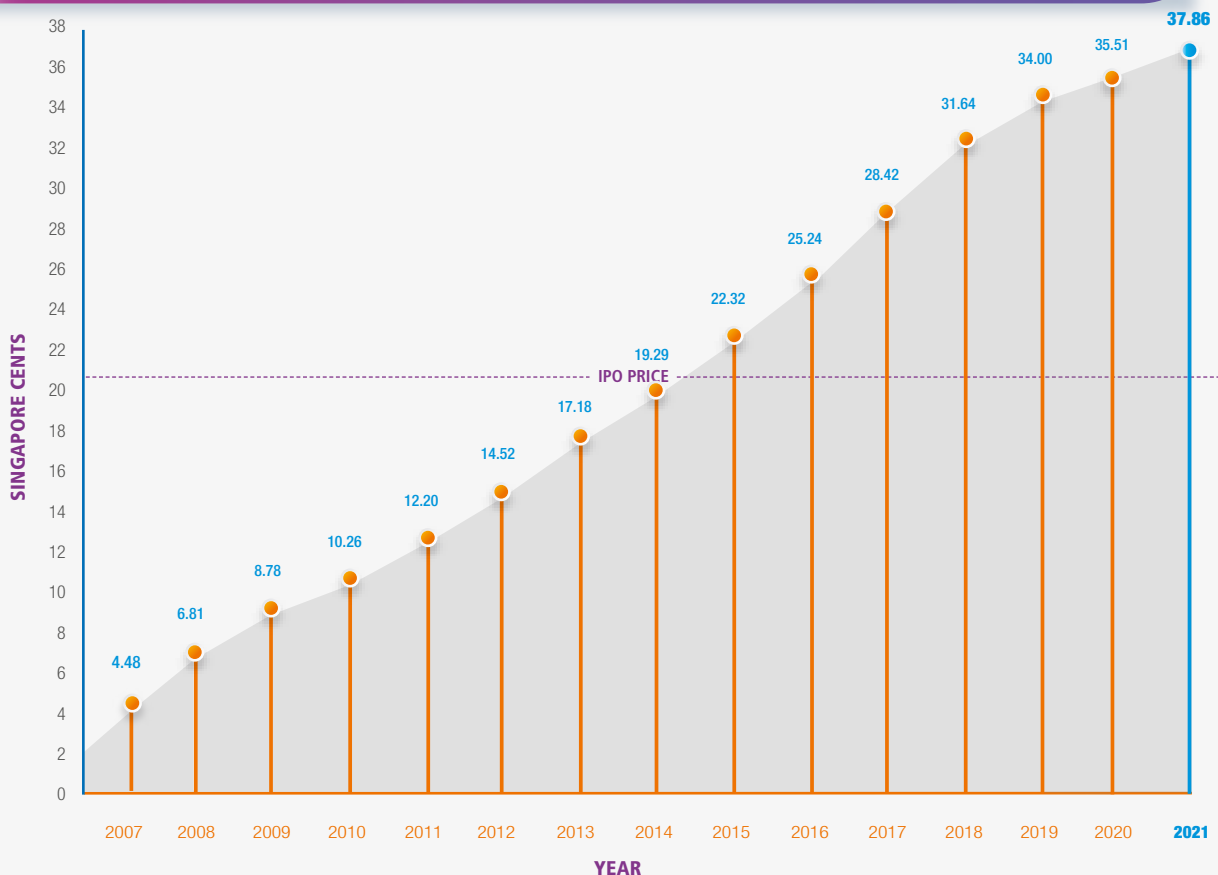


or 36.3% from HK\$168.3 million for the year ended 30 June 2020 to HK\$107.2 million for the year ended 30 June 2021. The decrease was mostly due to the classification of an owner-occupied property and an investment property to assets classified as held for sale of HK\$72.3 million; mitigated by (1) increase in prepayments and other assets of HK\$11.5 million; and (2) increase in right-of-use assets of HK\$1.2 million.

## CURRENT ASSETS

As at 30 June 2021, current assets amounted to HK\$973.0 million, an increase of HK\$246.2 million compared to the immediate preceding financial year end at 30 June 2020. The increase was mostly due to (1) the classification of an owner-occupied property and an investment property to assets classified as held for sale of HK\$72.3 million; (2) increase in trade and bills receivables of HK\$113.3 million; and (3) increase in inventories of HK\$64.0 million, offset by the decrease in cash and cash equivalents of HK\$13.0 million.

## ACCUMULATED DIVIDEND PAID SINCE IPO



### CURRENT LIABILITIES

As at 30 June 2021, current liabilities amounted to approximately HK\$606.3 million, an increase of HK\$147.3 million compared to the immediately preceding financial year end as at 30 June 2020. The increase was mainly due to (1) increase in trade and bill payables by HK\$83.7 million; (2) increase in interest-bearing bank and other borrowings by HK\$48.6 million; and (3) increase in liability directly associated with the assets classified as held for sale of HK\$1.4 million.

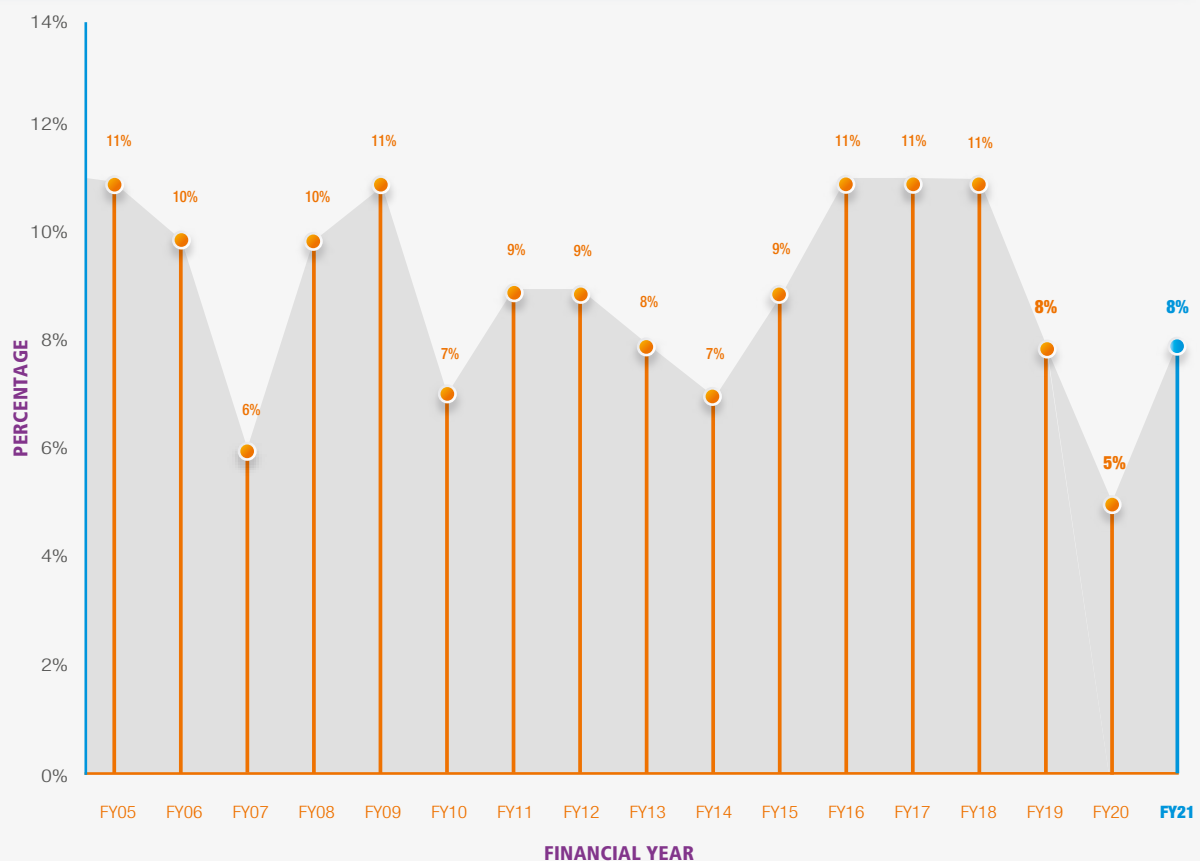
### NON-CURRENT LIABILITIES

Non-current liabilities amounted to HK\$18.1 million, representing 2.9% of the total liabilities as at 30 June 2021. The amount comprised of deferred tax liabilities, long term contract liabilities and long-term lease liabilities. Deferred tax liabilities were recognised as a result of temporary differences between the carrying amounts and tax bases of property, plant and equipment due to depreciation.

### LIQUIDITY AND CASH FLOW

As at 30 June 2021, cash and cash equivalents amounted to HK\$73.7 million. Total interest bearing loans and borrowings as at 30 June 2021 were HK\$134.0 million and the gearing ratio which is defined as total borrowings to total equity, is 0.29 times (2020: 0.20 times).

### DIVIDEND YIELD SINCE IPO



# Board of Directors



**Mr. Ng Kin Wing, Raymond**  
*Executive Chairman*

Mr. Ng Kin Wing, Raymond, is the Executive Chairman and Executive Director of our Group. He was appointed as Executive Chairman on 9 October 2014 and a member of our Board since 5 September 2002. He stepped down from the Chief Executive Officer post on 1 July 2021 and remain the Executive Chairman of the Group. Mr. Raymond Ng is one of the founders of our Group and is responsible for overseeing the Group's entire operations and general management. He has over 40 years of experience in the components distribution and computer business. Mr. Raymond Ng is a full member of the Hong Kong Management Association, a fellow member of the Hong Kong Institute of Marketing, a member of the Society of Automotive Engineers International (MSAE), a Chartered Engineer (CEng), a member of the Institution of Mechanical Engineers (MIMechE) and a member of the Institute of Electrical and Electronics Engineers (MIEEE). Mr. Raymond Ng obtained his Higher Certificate in Mechanical Engineering at the Hong Kong Technical College (former college of the Hong Kong Polytechnic University) in 1971 and Bachelor of Business Administration degree from the University of East Asia of Macau (Former University of Macau) in 1990. In 2004 he obtained a Master of Business Administration (MBA) degree from the Macquarie University of Sydney, Australia. In addition, he was awarded the degrees of Master of Arts in Applied Translation (MAAT) from Hong Kong Metropolitan University (Former The Open University of Hong Kong) in 2008 and Master of Science (MSc) in Energy and Environment from City University of Hong Kong in 2015. He is the younger brother of Mr. Philip Ng, and uncle of Mr. Michael Ng.



**Mr. Ng Mun Kit, Michael**  
*Chief Executive Officer*

Mr. Ng Mun Kit, Michael, is the Chief Executive Officer and Executive Director of our Group. He joined our Group in 2014 and was appointed to our Board on 1 July 2018. He took on dual roles as Executive Director and Chief Executive Officer on 1 July 2021. He is responsible for overseeing the entire operations and general management of the Group. He graduated from the University of New South Wales, Australia with a Bachelor of Commerce degree with majors in Finance and Marketing in 1998. In 2002, Mr. Michael Ng obtained a Graduate Diploma in Applied Finance and Investments from the Securities Institute of Australia, and a Diploma in Technical Analysis from the Australian Technical Analysis Association. From 2000 to 2014, Mr. Michael Ng worked at Thomson Reuters as senior learning consultant for the group in Asia. Since joining Karin in 2014, Mr. Michael Ng has focused on the growth in Information Technology and Consumer Electronic Products businesses and on product portfolio expansion. He is the son of Mr. Philip Ng and nephew of Mr. Raymond Ng.



**Mr. Ng Yuk Wing, Philip**  
*Chairman Emeritus*

Mr. Ng Yuk Wing, Philip, was appointed as Executive Director of the Group on 1 April 2021 and designated as Chairman Emeritus effective 1 July 2021. Prior to this, Mr. Philip Ng was Senior Executive Director from 9 October 2014 to 1 July 2018 and designated as Executive Advisor on 1 July 2018 after his cessation as Senior Executive Director. Mr. Philip Ng contributes to the Group on significant matters relating to Group strategy including overall strategic planning and business development. Mr. Philip Ng is one of the founders of our Group, having established Karin Electronic Supplies Co. Ltd. in 1977. Mr. Philip Ng has over 30 years of experience in the components distribution business. He graduated from the University of Hong Kong with a Bachelor of Science degree in Electrical Engineering in 1972. He is the elder brother of Mr. Raymond Ng and father of Mr. Michael Ng.



**Mr. Lawrence Kwan**  
*Lead Independent Director*

Mr. Lawrence Kwan was appointed an Independent Director of the Company on 13 July 2012 and has been the Lead Independent Director since 23 October 2020. He has more than 40 years of experience in financial services and professional corporate secretarial services. He currently serves as an Independent Director of SBI Offshore Ltd (In Liquidation) and the Company Secretary for Marco Polo Marine Ltd; both companies are listed on the Stock Exchange of Singapore (SGX).

Between 2008 and 2014, he was a Board Member and Audit Committee Member of the Accounting and Corporate Regulatory Authority of Singapore (ACRA).

Mr. Kwan is a Fellow member of the Institute of Chartered Secretaries and Administrators, United Kingdom, a Fellow member of the Chartered Secretaries Institute of Singapore (CSIS). He is currently a Council Member and the past Chairman of the Singapore Association of the Institute of Chartered Secretaries and Administrators (SAICSA) now known as Chartered Secretaries Institute of Singapore (CSIS). He holds a Master of Business Administration degree from the University of East London, United Kingdom. He is a Graduate member of the Australian Institute of Company Directors and a full member of the Singapore Institute of Directors.

## Board of Directors



**Mr. Lim Yew Kong, John**  
*Independent Director*

Mr. Lim Yew Kong, John, was appointed an Independent Director of the Company on 20 January 2005. Since 1991, Mr. Lim has been involved in the private equity industry in Asia as a director of various investment advisory firms engaged in direct investments. From 1989 to 1991, Mr. Lim worked in Dowell Schlumberger in the United Kingdom, where he was UK division controller. Between 1984 and 1988, he was with Arthur Andersen & Co, London. Mr. Lim graduated with a Bachelor's Degree in Economics in 1984 from the London School of Economics and Political Science in the United Kingdom. He qualified as a chartered accountant in 1987 from the Institute of Chartered Accountants in England and Wales. Mr. Lim also serves as an Independent Director on other SGX listed companies.



**Mr. Kuan Cheng Tuck**  
*Independent Director*

Mr. Kuan Cheng Tuck has more than 20 years of experience in the fields of accounting, auditing as well as business and financial advisory. Mr. Kuan had worked with various international accounting firms in Singapore and Malaysia between 1994 and 2004. He has since been managing his own business and financial consulting firms. Mr. Kuan has also served as independent director of various companies listed on the SGX-ST and the Hong Kong Stock Exchange.

Mr. Kuan holds a Bachelor of Accountancy degree from the Nanyang Technological University of Singapore, a Bachelor of Laws (Honours) degree from the University of London and a Master of Laws (Corporate and Financial Services Law) degree from the National University of Singapore. He is a fellow member of the Association of Chartered Certified Accountants, United Kingdom, and a member of the Institute of Singapore Chartered Accountants. He was also admitted to the Singapore Bar.



# Senior Management

**Mr. Lee Yiu Chung, Eugene**  
*Chief Operating Officer*

Mr. Lee Yiu Chung, Eugene, is the Chief Operating Officer of our Group during the year under review. He joined our Group in July 1988 and was appointed to our Board on 26 January 2003. Mr. Lee resigned as Executive Director with effect from 1 July 2020 but remained as Chief Operating Officer. Mr. Lee has over 20 years of experience in marketing and sales management and is responsible for overseeing the entire operations of our Group. He obtained his Bachelor of Science degree in 1988 and Master of Science degree in Finance in 2005 both from the Chinese University of Hong Kong.

**Mr. Cheng Pak Cheong, Ray**  
*General Manager of IC Application Design Division*

Mr. Cheng Pak Cheong, Ray, joined our Group in July 1988. He is responsible for the IC application design division of our Group. He has over 20 years of experience in the electronic industry including sales, marketing and engineering. He holds a Bachelor of Science degree from the University of Hong Kong; a Master of Management degree in Financial Management and a Master of Business Administration degree from the Macquarie Graduate School of Management; and a Master of Laws degree from the Renmin University of China.

**Mr. Chong Shi Fan, Stephen**  
*General Manager of Industrial Materials & Instrumentation Division*

Mr. Chong Shi Fan, Stephen, joined our Group in March 1991. He is responsible for the sales and marketing of industrial components and parts in our Group. Mr. Chong graduated from PCL – University of Westminster with a Bachelor of Mechanical Engineering degree. He has over 20 years of experience in Sales & Marketing of Electrical and Mechanical parts.

**Ms. Fan Shu Yung, Cecilia**  
*Human Resources & Administration Manager and Legal Coordinator*

Ms. Fan Shu Yung, Cecilia, joined our Group in November 1996 and is responsible for human resources management and office administration and legal affairs coordinator of our Group. Ms. Fan graduated from the University of Wollongong, Australia with a Bachelor of Commerce degree and holds a Master of Management degree in Human Resources Management from the Macquarie University, Australia. Ms. Fan has been working in the management position for over 20 years.

**Mr. Leung Yiu Chown, Desmond**  
*Chief Technology Officer and General Manager of IT Infrastructure Division*

Mr. Leung Yiu Chown, Desmond, was appointed Chief Technology Officer of the Group on 8 January 2019. Mr. Leung supervises overall IT functions (internally and externally) including application system design and development, office automation and communication networks, services delivery and end user support, as well as strategic planning to meet the business/organization objectives in the most cost-effective manner.

Mr. Leung is also the General Manager of IT Infrastructure Division of the Group. He is responsible for new business development and the overall operations of the Group's Information Technology business. He holds a Bachelor of Science degree in Electrical Engineering from the University of Washington. He has been in the IT industry over 20 years. He had been a system analyst, software specialist and operations manager for software services at Digital Equipment Ltd where he was responsible for the business process and establishment of the technical support group providing technical support for the whole region between 1982 to 1992. From 1992 to 1994, he was the general manager of Winup Investment Ltd, where he was responsible for real estate development in the PRC. From 1994 to 2001, Mr. Leung was the managing director of EPro Systems Ltd before joining our Group in November 2001.

## Senior Management

### Mr. Mok Pui Wah, Kenneth

#### *General Manager of Electronic Components Division*

Mr. Mok Pui Wah, Kenneth, joined our Group in March 1988 and is responsible for overseeing the sales and marketing of the electronic components of our Group. Mr. Mok graduated from the University of Kent at Canterbury with a Bachelor of Electronic Engineering degree. He is an associate member of the Institute of Electronic Engineers and has over 20 years of experience in engineering, sales and marketing of electronic and electrical components.

### Ms. Ng Shuk Yi, Louisa

#### *Financial and Accounting Manager*

Ms. Ng Shuk Yi, Louisa, joined our Group in March 1980 and is responsible for the overall accounting affairs and credit policy setting and implementation of our Group. She has over 20 years of experience in the field of finance and accounting.

### Mr. Wong Chi Cheung, Clarence

#### *Financial Controller and Joint Company Secretary*

Mr. Wong Chi Cheung, Clarence, joined our Group in May 2007 and is responsible for the financial management and secretarial affairs of our Group. Mr. Wong holds a Bachelor of Commerce degree from the University of Western Australia. He is a Fellow of the Hong Kong Institute of Certified Public Accountants, a Fellow of the CPA Australia and a Fellow of the Institute of Singapore Chartered Accountants. He has over 20 years of experience in auditing, accounting, and financial management as well as secretarial affairs. Prior to joining our Group, he worked with Hong Kong listed companies, multinational corporations and international accounting firms.

# Group Structure

## KARIN TECHNOLOGY HOLDINGS LIMITED

### HKG

KARIN ELECTRONIC SUPPLIES CO. LTD.  
NEW SPIRIT TECHNOLOGY LTD.  
SEN SPIRIT TECHNOLOGY LTD.  
KEPRO SOLUTIONS LTD.  
COMPUCON COMPUTERS LTD.  
KARGA SOLUTIONS LTD.  
KARIN SOLUTIONS AND SERVICES LTD. (was formerly known as MEET SOLUTIONS LTD.)  
KCF A STORE LTD.  
KAGILE SOLUTIONS LIMITED

### SGP

I M I KABEL & Engineering PTE. LTD.  
KARSING PTE. LTD.

### CHI

KARIN INTERNATIONAL TRADING (SHANGHAI) CO. LTD.

- SHANGHAI
- QINGDAO
- XIAN

KARIN ELECTRONIC TRADING (SHENZHEN) CO. LTD.

- SHENZHEN
- BEIJING
- XIAMEN
- CHONGQING
- CHANGSHA
- WUHAN

NEW SPIRIT ELECTRONIC TECHNOLOGY DEVELOPMENT (SHENZHEN) CO. LTD.

- SHENZHEN
- MIANYANG

KARLTEC INFORMATION SYSTEM (SHENZHEN) CO. LTD.

- SHENZHEN

MATRIX POWER TECHNOLOGY (SHENZHEN) CO. LTD.

SHANGHAI COSEL INTERNATIONAL TRADING CO. LTD.

### MACAU

KARIN (MACAU) COMPANY LIMITED  
KEPRO (MACAU) COMPANY LIMITED

# Notable Events in FY2021



## MAY / 2021

Huawei x Karin Bus Body Advertisement



## JUL / 2021

Sangfor x Compucon Luncheon

Avaya x Sen Spirit Partner Event



## AUG / 2021

Menlo Security x Veeam x Kepro Luncheon



**JUN / 2021**

Huawei Hong Kong Partner Summit 2021



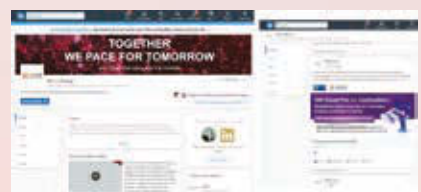
**FOR MORE INFORMATION, PLEASE SCAN THESE QR CODE.**



Karin IT Group Facebook



Karin LinkedIn



# Milestones

- 2021**
- Established business relationship with Soul
  - Established business relationship with Infoblox
  - Opening of branch office in Macau
- 
- 2020**
- Established Kagile Solutions Limited
  - Established business relationship with Menlo Security.
  - Established business relationship with Cato Networks.
  - Established business relationship with Avaya.
  - Established business relationship with Rancher Labs.
  - Established business relationship with Acunetix.
  - Established business relationship with Gytpol.
  - Established business relationship with Elsys.
- 
- 2019**
- Established business relationship with Cloudmed.
  - Established business relationship with Film Players.
  - Established business relationship with NSFOCUS.
  - Established business relationship with Sangfor.
  - Established business relationship with SoftChef.
  - Established business relationship with Talend.
- 
- 2018**
- Established business relationship with Algosec.
  - Established business relationship with Alibaba Cloud.
  - Established business relationship with Skyhigh Networks.
  - Established business relationship with Ruckus.
- 
- 2017**
- Established business relationship with SNA Company Limited.
  - Established business relationship with Logitech Asia Pacific Limited.
- 
- 2016**
- Established business relationship with Jabra.
  - Acquisition of own use property in Singapore.
  - Established business relationship with Rapid7.
  - Established business relationship with Air Button smart device.
- 
- 2015**
- Established business relationship with Huawei International Co. Ltd.
  - Established business relationship with Samsung printers.
  - Established business relationship with TYLT.
- 
- 2014**
- Established business relationship with CA (Hong Kong) Ltd.
  - Acquisition of own use property in Beijing.
  - Established business relationship with Pericom Semiconductor (HK) Ltd.
  - Established business relationship with Procera Networks, Inc.
- 
- 2013**
- Established business relationship with Beats Electronics International Ltd.
  - In-Smart – 3rd Sham Shui Po Store was set up.
- 
- 2012**
- In-Smart – 2nd Sham Shui Po Store was set up.
  - Established business relationship with Fuji Xerox Printers Hong Kong.
  - Karin Electronic Trading (Shenzhen) Co. Ltd. – Chongqing liaison point was set up.
  - Karin Electronic Trading (Shenzhen) Co. Ltd. – Changsha liaison point was set up.
  - Karin International Trading (Shanghai) Co. Ltd. – Xian liaison point was set up.
  - In-Smart – Tsim Sha Tsui Store was set up.
  - Acquired the one remaining floor of Karin Building.
  - Established business relationship with Commvault systems (Hong Kong) Ltd.

- 
- 2011**
- In-Smart – Sham Shui Po Store was set up.
  - In-Smart – Causeway Bay Store was set up.
  - In-Smart – Prince Edward Store was set up.
  - Subsidiary KCF A Store Ltd. (trading as In-Smart) was formed.
  - Associate Company Shanghai Cosel International Trading Co. Ltd. was formed.
  - Established business relationship with SAP Hong Kong Company Limited.
  - Established business relationship with Arista Networks Limited.
  - Established business relationship with Motorola Technology SDN BHD.
  - Subsidiary Company Matrix Power Technology (Shenzhen) Co. Ltd. was formed.
  - Acquisition of own use property in Shanghai.
  - Karltec Information System (Shenzhen) Co. Ltd. – Guangzhou Representative Office was set up.
- 
- 2010**
- Established business relationship with Imation Hong Kong Limited.
  - Established business relationship with Tectia Limited.
  - Established business relationship with McAfee Ireland Limited.
  - Established business relationship with UFIDA (Hong Kong) Co. Ltd.
  - Established business relationship with TippingPoint Technologies, Inc.
  - Established business relationship with Blue Coat Systems International SARL.
- 
- 2009**
- Accredited ISO9001:2008 certificate.
  - Established business relationship with Brocade Communications Systems, Inc.
  - Established business relationship with Check Point Software Technologies Limited.
  - Established business relationship with F5 Networks Hong Kong Limited.
  - Subsidiary company Karga Solutions was formed.
  - Acquisition of own use property in Shenzhen.
- 
- 2008**
- Established business relationship with IBM Singapore Pte Limited.
  - Established business relationship with Lexmark International (China) Limited.
  - Subsidiary company Gamatech Ltd. was disposed.
- 
- 2007**
- Established business relationship with Conwise Technology Corporation Ltd.
  - Established business relationship with Fujitsu Hong Kong Limited.
  - Established business relationship with Immense Advance Technology Corp.
  - Established business relationship with Nan Ya Plastics Corporation (LCD Unit).
  - Established business relationship with Samsung Electronics H.K. Co. Ltd.
  - Established business relationship with Victor Century International Limited.
  - Opened Karin Solution Centre.
  - Subsidiary company Karfid Technology Ltd. was formed.
  - Acquisition of a subsidiary I M I Kabel Pte Ltd.
- 
- 2006**
- Established business relationship with Quantum Corporation.
  - Established business relationship with 3i Infotech Pte Limited.
  - Established business relationship with Fortinet International Inc.
  - Established business relationship with Kashya Ltd.
  - Established business relationship with Oracle Systems Hong Kong Ltd.
  - Established business relationship with Hannspree Hong Kong Ltd.
  - Karin International Trading (Shanghai) Co. Ltd. – Qingdao liaison point was set up.
  - Subsidiary company Karltec Information System (Shenzhen) Co. Ltd. was formed.
  - Karin Electronic Trading (Shenzhen) Co. Ltd. – Xiamen Representative Office was set up.

## Milestones

- 2005** Established business relationship with Advanced Digital Information Corporation.  
Established business relationship with Computer Associates International Ltd.  
Subsidiary company Gamatech Ltd. was formed.  
Karin Technology Holdings Limited listed on the SGX Mainboard.
- 2004** Established business relationship with Apple Computers International Ltd.  
IT Support & Service Sales Division was established.  
Karin Electronic Trading (Shenzhen) Co. Ltd. – Beijing Representative Office was set up.
- 2003** Accredited ISO9001:2000 certificate.  
Established business relationship with BEA Systems HK Ltd.  
Established business relationship with EMC Computer Systems (FE) Ltd.  
Established business relationship with Nokia (H.K.) Ltd.  
Established business relationship with Dragonchip Ltd.  
Opened Sun iForce Low-Cost Computing Solution Centre.
- 2002** Established business relationship with Cheertek Inc.  
Established business relationship with Hewlett-Packard HK SAR Ltd.  
Established business relationship with Sun Microsystems of California Ltd.  
Established business relationship with Tenx Technology Inc.  
Opened Compucon Audio-Visual Product Center.  
New Spirit Technology Development (Shenzhen) Co. Ltd. – Hangzhou Representative Office was set up.
- 2001** Established business relationship with Borderware Technologies Inc.  
Subsidiary company Compucon Computers Ltd. was formed.  
Subsidiary company Karin Electronic Trading (Shenzhen) Co. Ltd. was formed.  
Subsidiary company Kepro Solutions Ltd. was formed.  
Subsidiary company New Spirit Electronic Technology Development (Shenzhen) Co. Ltd. was formed.  
Subsidiary company Sen Spirit Technology Ltd. was formed.
- 2000** Subsidiary company Karin International Trading (Shanghai) Co. Ltd.  
Subsidiary company New Spirit Technology Limited was formed.
- 1998** Established business relationship with Phoenix Contact GmbH & Co. KG.
- 1996** Accredited BSI certificate.  
Established business relationship with Compaq Computers Ltd.  
Established business relationship with Hirose Electric Co. Ltd.
- 1994** Accredited ISO9002:1994 certificate.
- 1989** Established business relationship with IXYS Corporation.
- 1988** Established business relationship with Winbond Electronic Corp.
- 1987** Established business relationship with Helukabel Singapore Pte. Ltd.
- 1985** Industrial Material & Instrumental Marketing Group was established.
- 1984** Computer Products Marketing Group was established.
- 1982** Established business relationship with Shindengen Electric Manufacturing Co. Ltd.
- 1981** Headquarters moved into Karin Building at Kwun Tong.  
China Trade Sales Division was established.
- 1977** Established business relationship with Daishinku Corp.  
Electronic Components Marketing Group was established.  
Karin Electronic Supplies Co. Ltd. was established in Hong Kong.



# Corporate Information

## BOARD OF DIRECTORS

Ng Kin Wing, Raymond (Executive Chairman)  
Ng Mun Kit, Michael (Chief Executive Officer)  
Ng Yuk Wing, Philip (Chairman Emeritus)  
Lawrence Kwan (Lead Independent Director)  
Lim Yew Kong, John (Independent Director)  
Kuan Cheng Tuck (Independent Director)

## JOINT COMPANY SECRETARIES

Wong Chi Cheung, Clarence  
Chan Lai Yin

## REGISTERED OFFICE

Clarendon House  
2 Church Street  
Hamilton HM 11  
Bermuda  
Tel: (1441) 295 1422  
Fax: (1441) 292 4720

## BERMUDA COMPANY REGISTRATION NUMBER

32514

## PRINCIPAL OFFICE

2nd Floor, Karin Building  
166 Wai Yip Street  
Kwun Tong  
Kowloon  
Hong Kong

## BERMUDA SHARE REGISTRAR AND SHARE TRANSFER AGENT

MUFG Fund Services (Bermuda) Limited  
4th Floor North  
Cedar House  
41 Cedar Avenue  
Hamilton HM12  
Bermuda

## LEGAL ADVISORS

Morgan Lewis Stamford LLC  
F. Zimmern & Co

## REGISTRAR FOR THE SINGAPORE SHARE TRANSFER AGENT

Tricor Barbinder Share Registration Services  
(A division of Tricor Singapore Pte. Ltd.)  
80 Robinson Road #02-00  
Singapore 068898

## AUDITOR

Ernst & Young  
Certified Public Accountants  
27th Floor, One Taikoo Place  
979 King's Road, Quarry Bay, Hong Kong  
(Partner-in-charge: Chung Chi Ming  
Appointment date: since financial year ended  
30 June 2018)

## INVESTOR RELATIONS

August Consulting Pte. Ltd.  
101 Thomson Road #30-02  
United Square  
Singapore 307591  
Email: [wrisneytan@august.com.sg](mailto:wrisneytan@august.com.sg)

## PRINCIPAL BANKERS

The Hongkong and Shanghai Banking  
Corporation Limited  
10th Floor, HSBC Main Building  
1 Queen's Road  
Central, Hong Kong

Standard Chartered Bank (HK) Limited  
13th Floor, Standard Chartered Bank Building  
4-4A Des Voeux Road  
Central, Hong Kong

Shanghai Commercial Bank Limited  
57-61 Hong Ning Road  
Kwun Tong  
Kowloon, Hong Kong

## OUR WEBSITE

<http://www.karingroup.com>

# Report on Corporate Governance

Corporate Governance is central to Karin Technology Holdings Limited's (the "**Company**" or the "**Group**") approach to the enhancement of shareholder value and the protection of shareholders' funds. The Directors and Management of the Company are committed to maintaining a high standard of corporate governance practices and transparency.

The Board has reviewed the Company's corporate governance policies and practices and is pleased to confirm that for the financial year ended 30 June 2021 ("**FY2021**"), the Group has adhered to the principles and provisions as set out in the Code of Corporate Governance 2018 (the "**2018 Code**"), except where otherwise stated, the Company will explain how its practices are consistent with the intent of the relevant principles of the 2018 Code. This report outlines the corporate governance practices adopted by the Group, embodying the principles of the 2018 Code. The Board will continue to improve with developments by enhancing its principles and framework.

## BOARD MATTERS

### PRINCIPLE 1 – BOARD'S CONDUCT OF AFFAIRS

Karin is governed by a board of directors ("**Board**") each of whom is re-elected by the Company's shareholders. The Board is accountable to shareholders for the strategic direction of the Company and value-creation for shareholders. The Board works closely with management who optimizes operational efficiency and seeks to achieve this objective for the long-term success of the Company. Management is accountable to the Board. All Directors objectively make decisions in the interests of the Company.

The Board has adopted the Board Terms of Reference which sets out the principal roles of the Board including Independent Directors, responsibilities and power of the Board and various Board Committees of the Company as well as division of responsibilities between Executive Chairman and Chief Executive Officer ("**CEO**"). The duties and responsibilities of the executive directors are clearly set out in their service agreements. Following changes to the role of the Executive Directors comprising Executive Chairman, CEO and Chairman Emeritus effective 1 July 2021, the Board Terms of Reference was reviewed to better reflect the roles and responsibilities of the Executive Directors.

The Board is responsible for the training needs of the Company's Directors. The Board Terms of Reference describes the director orientation and continuing education for existing directors. New director is provided a formal letter setting out the director's duties and obligations. The Company makes available to each new Director an opportunity to discuss and obtain briefing on the Company's operations to ensure that he is familiar with the Company's business and governance practices and inform each new Director of the Company's policies which affect Directors. The Directors were updated on major events of the Group by the Management. The Directors were briefed and updated on the business and organization structure of the Group and its strategic plans and objectives from time to time. The Directors were provided sufficient information about macro perspectives on developments on the region, major long-term trends and strategic alternatives available to the Company.

## REPORT ON CORPORATE GOVERNANCE

The Board recognizes the importance of appropriate orientation, training and continuing education for its Directors. The Company provides training to Directors annually on changes to the relevant new laws, regulations and changing commercial risks. During FY2021, one training session was provided to Directors by the Company's legal advisor and external auditor. The Directors were furnished with updates on the relevant laws such as changes to the Listing Manual of the Singapore Exchange Securities Trading Limited ("SGX-ST") and new International Financial Reporting Standards ("IFRSs"). The Company makes available to the Directors, at the Company's cost, training or professionally conducted programmes regarding director responsibilities, changes to the relevant new laws and other matters related to service on the Board.

Separately, the Board has put in place a code of conduct and ethics for the Board of Directors as a means to guide Directors on the areas of ethical risk, and help nurture an environment where integrity and accountability are keys. Directors who face conflicts of interest are to disclose their interests and voluntarily recuse themselves from discussions and decisions involving the issues of conflict. All Directors are obliged to act in good faith to exercise due diligence and objectively discharge their duties and responsibilities at all times in their decisions concerning the Group's businesses.

The principal roles of the Board include, but not limited to, the following corporate matters:-

- Provide entrepreneurial leadership, set strategic objectives and ensure that the necessary financial and human resources are in place for the Company to meet its objectives;
- Establish a framework of prudent and effective controls which enables risks to be assessed and managed;
- Review management performance;
- Set the Company's values and standards (including ethical standards), and ensure that obligations to shareholders and other stakeholders are understood and met;
- Safeguarding of shareholders' interests and the Company's assets and identify key stakeholder groups whose perceptions may affect the Company's reputation; and
- Consider sustainability issues as part of its strategic formulation.

The Board decides matters requiring approval with a list of matters set out and communicated to the Management. Among the matters requiring Board approval are those related to financial statements, share capital, banking, acquisition and realization, agreements, remuneration, Board changes and reconstitution of Board Committees.

To facilitate effective execution of its function, the Board has delegated specific responsibilities to three subcommittees namely the Audit and Risk Management, Nominating and Remuneration Committees. These Committees are to assist the Board in exercising its responsibilities and to provide it with recommendations and advice. Each of the committees has its own terms of reference setting out its role and has the authority to examine particular issue and report back to the Board with their recommendations. The ultimate responsibility for the final decision on all matters lies with the entire Board.

The Board will meet at least twice a year. Ad-hoc meetings are convened when circumstances require. Minutes of all Board Committees and Board meetings are circulated to members for review and confirmation. These minutes enable Directors to be kept abreast of matters discussed at such meetings. The number of the Board and the Board Committees meetings held and the attendance of each Director during FY2021 are set out as follows:

## REPORT ON CORPORATE GOVERNANCE

### ATTENDANCE OF MEMBERS AT MEETINGS OF THE BOARD AND THE BOARD COMMITTEES

#### HELD DURING FY2021

Name of director	Board	Audit and Risk Management committee			Nominating committee		Remuneration committee	
	No. of meetings held while a member	No. of meetings attended	No. of meetings held while a member	No. of meetings attended	No. of meetings held while a member	No. of meetings attended	No. of meetings held while a member	No. of meetings attended
Mr. Ng Kin Wing, Raymond (Executive Director/Executive Chairman)	4	4	-	-	-	-	-	-
Mr. Ng Mun Kit, Michael (Executive Director/CEO)	4	4	-	-	-	-	-	-
Mr. Ng Yuk Wing, Philip (Executive Director/Chairman Emeritus) (Appointed on 1 April 2021)	1	1	-	-	-	-	-	-
Prof. Ng Tung Sang (Independent Director) (Retired on 23 October 2020)	1	1	1	1	1	1	1	1
Mr. Lim Yew Kong, John (Independent Director)	4	4	2	2	3	3	2	2
Mr. Lawrence Kwan (Lead Independent Director)	4	4	2	2	3	3	2	2
Mr. Kuan Cheng Tuck (Independent Director) (Appointed on 23 October 2020)	3	3	1	1	2	2	1	1

Under the existing Bye-laws of the Company, the Directors may participate in any meeting of the Board by means of such telephone, electronic or other communication facilities as permit all persons participating in the meeting to communicate with each other simultaneously and instantaneously, and participation in such a meeting shall constitute presence in person at such meeting. All meetings during FY2021 were held by electronic means.

The Board is furnished with Board papers prior to any Board meeting. These papers include key information that is complete, adequate and issued in sufficient time to enable the Directors to obtain additional information or explanations from the Management, if necessary. Management provides all members of the Board with a balanced and understandable key financial data with such information and explanation on a quarterly basis. Furthermore, the Management has been providing all the Executive Directors with monthly consolidated financial reports. The Board papers include minutes of the previous meeting, financial results announcements, and reports from Management, internal and external auditors. Each director reviews all materials provided by the Company relating to matters to be considered at the meetings. Summary of financial data would be provided by Management to the Board on quarterly basis.

A calendar of meetings is scheduled for the Board a year in advance. At each Board meeting, Independent Directors are briefed on the Company's business including risk issues and financial environment and they are also updated on the issues discussed at the monthly management meeting. These information will enable the directors to actively participate in discussions and make informed decisions. Directors with multiple board representations have attended all meetings and devoted sufficient time and attention to the Company's affairs.

The Directors have separate and independent access and they may communicate directly with the Management team and Company Secretaries on all matters whenever they deem necessary.

## REPORT ON CORPORATE GOVERNANCE

In carrying out their duties, the Directors, whether individually or as a group, have direct access to the independent professional advisors to obtain advice. Any cost of obtaining such professional advice will be borne by the Company.

The Company Secretaries administer, attend and prepare minutes of Board and Board Committee meetings. The Chairman of all Board and Board Committees will be assisted by the Company Secretaries in ensuring that procedures are followed and reviewed so that the Board and Board Committees function effectively and ensures that the Company's Bye-Laws and relevant rules and regulations, including the Listing Manual of the Singapore Exchange Securities Trading Limited ("**SGX-ST**") are complied with. During FY2021, the Company Secretaries attended all Board and Board Committee meetings. The Company Secretaries also act as the primary channel of communication between the Company and the SGX-ST. The appointment and removal of the Company Secretaries are subject to the Board's approval.

### PRINCIPLE 2 – BOARD COMPOSITION AND GUIDANCE

As at the date of this report, the Board comprises six Directors, three of whom are independent. Independent and Non-Executive Directors make up a majority of the Board prior to 1 April 2021. The appointment of additional Executive Director on 1 April 2021 was part of a strategic plan for next stage growth as the Group moves from pandemic to a new era. Although Independent Directors did not make up a majority of the Board, where the Chairman is not independent, the Board has diversity of thought and background in its composition with Independent Directors exercising oversight function and leading discussions to form decisions in the best interests of the Company. The Board believes the current Board composition drives performance, create shareholder value and maintain a proper tone at the top. Executive Directors, who formed half of the Board, are working to protect and enhance the best interests of shareholders with returns or benefits for shareholders while Independent Directors with diversity of skills set ensures diversity in decision-making and enable the formation of Board Committees. The Board was not aware of any difficulty in reaching consensus and making timely decisions with Independent Directors make up half of the Board where the Chairman is not independent. Key information of the Board is found under the Board of Directors section of the Annual Report.

The Nominating Committee ("**NC**") adopts the 2018 Code definition of what constitutes an Independent Director in its review. An independent director is one who is independent in conduct, character and able to exercise independent business judgement in the best interests of the Company and has no relationships with the Company, related corporations, its substantial shareholders or its officers management and/or companies within the Groups. The Board is able to exercise independent judgement on corporate affairs and provide management with a diverse and objective perspective on issues. Among the items the NC considers while reviewing the independence are:–

1. Whether a director, or a director whose immediate family member, in the current or immediate past financial year, provided to or received from the company or any of its subsidiaries any significant payments or material services (which may include auditing, banking, consulting and legal services), other than compensation for board service. Payments aggregated over any financial year in excess of S\$50,000 should generally be deemed significant.
2. Whether a director, or a director whose immediate family member, in the current or immediate past financial year, is or was, a substantial shareholder or a partner in (with 5% or more stake), or an executive officer of, or a director of, any organisation which provided to or received from the company or any of its subsidiaries any significant payments or material services (which may include auditing, banking, consulting and legal services). Payments aggregated over any financial year in excess of S\$200,000 should generally be deemed significant irrespective of whether they constitute a significant portion of the revenue of the organisation in question.
3. Whether a director is or has been directly associated with a substantial shareholder of the company, in the current or immediate past financial year.

## REPORT ON CORPORATE GOVERNANCE

The Board also reviewed independence of Directors based on Rule 210(5)(d) of the Listing Manual which sets out the specific circumstances in which a director should be deemed non-independent. These circumstances include:

- (a) a director who is being employed by the company or any of its related corporations for the current or any of the past three financial years;
- (b) a director who has an immediate family member who is, or has been in any of the past three financial years, employed by the company or any of its related corporations and whose remuneration is determined by the Remuneration Committee (“RC”).

The NC reviewed the declaration of independence of each director and was satisfied that all Independent Directors were considered independent for the purpose of Provision 2.1 of the 2018 Code and Rule 210(5)(d) of the Listing Manual. The Independent Directors do not have any relationship with the Company, related corporations, its substantial shareholders or officers. The Independent Directors are not employees of any company within the Group.

The Board has adopted a Board Diversity Policy which recognizes diversity as essential in providing better support to the Group to achieve its strategic objectives for long term sustainable development. A diverse Board will enhance the decision-making process of the Board through perspectives derived from various skills, industry and business experiences, gender, age, tenure of services and other distinctive qualities of the Directors. The Board is able to exercise independent judgement on corporate affairs and provide Management with a diverse and objective perspective on issues. Each Board member brings independent judgement, diversified skills, knowledge and experience when dealing with issues of strategy, performance and standards of conduct. They also provide core competencies of legal, accounting, finance, engineering, business and management experience, industry knowledge, strategic planning experience, and customer-based experience or knowledge with their pattern-recognition skills. This is beneficial to the Company and Management as decisions by the Board would be enriched by a broad range of views, perspectives and experiences of the Directors. The Board is of the view that an effective blend of skills, experiences and knowledge in areas identified by the Board should remain a priority and it is imperative to construct a quality board based on caliber, breadth of perspective and chemistry that allow effective execution of corporate governance and strategic oversight. The Company is aware of the coming of the Great Age comprises new horizon of the clean energy and digital economy. It is necessary to have diversity of age as the Company embraces the Great Age. With the presence of the executive director and CEO, Mr. Ng Mun Kit, Michael who belongs to the Generation X, the Board received different skills set and perspectives for the Internet of Things (IoT) business on smart city concept launched across all 3 segments. The Board recognizes the relationship and information flow between the Board and Senior Management is pivotal to the Company. The Board is supported by Senior Management, of whom at least a quarter are women team members who have been with the Company for over 20 years. The Company values the contribution by each member of the Senior Management. The Board will constantly examine its size with a view of determining its impact on its effectiveness. Qualifications and experiences of the Board members and Senior Management are set out under the Board of Directors and Senior Management sections of the Annual Report.

The primary role of the Independent Director is to act as a check and balance on the acts of the Board and Management of the Company. In summary, the Independent Director is to promote the best interests of minority shareholders and as a whole, promote the interests of all shareholders. Independent Directors review and monitor the performance of the Management of the Company. To facilitate a more effective check on management performance, Independent Directors meet regularly, at least twice annually, without management present.

## REPORT ON CORPORATE GOVERNANCE

### PRINCIPLE 3 – CHAIRMAN AND CHIEF EXECUTIVE OFFICER

There is a clear division of responsibilities between the Executive Chairman and Chief Executive Officer (“**CEO**”) in the Board Terms of Reference which ensures there is a balance of power and accountability, such that no one individual represents a considerable concentration of power.

The Executive Chairman and CEO of the Company is Mr. Ng Kin Wing, Raymond (“**Mr. Raymond Ng**”) and Mr. Ng Mun Kit, Michael (“**Mr. Michael Ng**”) respectively. Mr. Raymond Ng is a brother of Mr Ng Yuk Wing Philip (“**Mr. Philip Ng**”) and uncle of Mr. Michael Ng. Mr. Raymond Ng is one of the founders of the Group and has over 40 years of experience in the components distribution business.

As Executive Chairman, Mr. Raymond Ng is responsible for the effective working of the Board. The Executive Chairman’s responsibilities include, but not limited to:

- effective working of the Board;
- schedule meetings to enable the Board to perform its duties and responsibilities;
- prepare the agenda of meetings;
- ensure proper conduct of meetings and accurate documentation of the proceedings;
- encourage constructive relations within the Board and between the Board and Management;
- ensure smooth and timely flow of information between the Board and Management;
- ensuring effective communication with shareholders;
- promote a culture of openness and debate at the Board; and
- promote high standards of corporate governance.

In addition to the above duties, the Executive Chairman will assume duties and responsibilities as may be required from time to time.

Mr. Michael Ng manages the business operations and affairs of the Group and day-to-day management of the Company, organizational effectiveness and implementation of strategies and objectives with the Board’s approval. Mr. Michael Ng works closely with the other Executive Directors and assisted by a team of Senior Management.

The Board has written terms of reference for the Lead Independent Director (“**LID**”) that describes the responsibilities and authority of a LID. Mr Lawrence Kwan is the LID. The LID shall be available to the shareholders where they have concerns which contact through the normal channels of the Executive Chairman, CEO or Management has failed to resolve or for which such contact is inappropriate or inadequate.

The Independent Directors, led by the LID, meet amongst themselves without the presence of the other Directors where necessary, and the LID will provide any feedback to the Executive Chairman after such meetings.

## REPORT ON CORPORATE GOVERNANCE

### PRINCIPLE 4 – BOARD MEMBERSHIP

The NC comprises three members, all are independent directors. The Lead Independent Director is Chairman of the NC. Members of the NC are as follow:

Mr. Lawrence Kwan	–	Chairman
Mr. Lim Yew Kong, John	–	Member
Mr. Kuan Cheng Tuck	–	Member

The NC has written terms of reference and is responsible for:

- Regularly review the structure, size and composition (including the skills, knowledge, experience and diversity) of the board and make recommendation to the Board with regard to any changes;
- Identify candidates and review all nominations for the appointment of directors, CEO or Board Committees;
- recommending to the Board on all Board appointments having regard to the Directors' contribution and performance;
- recommending to the Board for review and discussion on board succession plans, in particular of the Chairman and CEO and recommend to the Board;
- review training and professional development programs for the Board;
- reviewing and determining the independence of each Director annually;
- deciding whether or not a Director is able and has been adequately carrying out his duties as a Director in particular a Director who has multiple Board representations; and
- Review the results on board performance evaluation process and decide on how the Board's performance may be evaluated and propose objective performance.

The NC reviewed annually the independence of each Director according to the criteria described in Principle 2 of this Report on Corporate Governance. No NC member is involved in the deliberation in respect of his independence. On an annual basis, each director is required to submit a return on his independence to the Company Secretary. The NC shall review the returns and determine whether the director is to be considered independent. During the year, the NC had reviewed and determined (with the director concerned abstained) that Mr. Lim Yew Kong, John, Mr. Lawrence Kwan and Mr. Kuan Cheng Tuck are Independent Directors of the Company.

The NC recommended and the Board approved the Board succession plan separating the role of the Chairman and CEO for better governance structure and strategic plan for next stage growth. Mr. Michael Ng took on the role as CEO and Mr. Raymond Ng remain as Executive Chairman of the Board.

The NC has a process for the appointment of new Directors whereby the NC first evaluates the skill set of the existing Directors (other than those who are retiring) to identify any gap in the skills and expertise of the remaining Directors. Where new appointment is required, the NC will consider recommendations for new Directors, review their qualifications and meet with such candidates, before a decision is made on a selection. The NC considered the requirements of the Board and the need of progressive renewal of the Board. In view of the foregoing, the Board is of the view that there is an adequate process for the appointment of new Directors. The criteria for identifying candidates and reviewing nominations for appointment include age and gender diversity. When sourcing for, and assessing potential candidates, the NC will consider the candidate's track record, age, experience, and capabilities.



## REPORT ON CORPORATE GOVERNANCE

The Board also considered the need for progressive refreshing of the Board. The Board agreed that the progressive refreshing of the Board should come around the concept of performance management within a culture that demands accountability of directors and future needs of the Board for long-term success of the Company. Mr. Kuan Cheng Tuck was appointed as a Director at the AGM held on 23 October 2020 replacing Prof. Ng Tung Sang who retired at the said AGM after serving in the Board for more than 9 years.

With effect from 1 January 2022, a director will not be independent if he has served for an aggregate of more than 9 years and his continued appointment as an independent director has to be sought and approved in separate resolutions by (a) all shareholders and (b) shareholders, excluding the directors and chief executive officer of the issuer, and associates of such directors and chief executive officer (the **"Two-Tier Voting"**). Such resolutions approved by a Two-Tier Voting may remain in force for three years from the conclusion of the AGM following the passing of the resolutions or the retirement or resignation of the director, whichever the earlier. The Board concurred with the NC's recommendation (in both cases, each Mr. Lim Yew Kong John (**"Mr. John Lim"**) and Mr. Lawrence Kwan has abstained) of Mr. John Lim and Mr. Lawrence Kwan for continued appointment as Independent Directors of the Company at the forthcoming AGM.

The Board would seek shareholders' approval for continued appointment of Mr. John Lim and Mr. Lawrence Kwan as Independent Non-Executive Directors through a Two-Tier Voting process at the forthcoming AGM for purposes of Rule 210(5)(d)(iii) of the Listing Manual of the SGX-ST (which will take effect from 1 January 2022).

In reviewing the continued appointment, the Board was cognizant the Board's effectiveness and the Company's success is build upon the relative stability of the Board's composition over the years. Longer-serving Board members amass valuable knowledge of the Group's businesses and are able to provide strategic direction and oversee management's performance in the medium to long-term.

For the purpose of evaluating the true independence of directors who have served beyond nine years from the date of appointment, the NC and the Board (with the directors concerned abstained from deliberating) agreed that each Mr. John Lim and Mr. Lawrence Kwan had expressed his views independently at all times, objectively and constructively challenged the assumptions and viewpoints presented by the Management. Robust involvement in deliberations at Boardroom by each Mr. John Lim and Mr. Lawrence Kwan provides different perspectives. The Nominating Committee and the Board (in both cases, with Mr. John Lim and Mr. Lawrence Kwan abstained) have determined that Mr. John Lim and Mr. Lawrence Kwan remains independent in character and judgement, the length of service on the Board neither interferes with objectivity nor ability to act in the best interests of the Company. Each Mr. John Lim and Mr. Lawrence Kwan continues to actively participate in and contribute to Board and Board Committees deliberations. In addition, their proven commitment, experience and competence as well as detailed knowledge of the Company's business helps to provide effective oversight of management. The Company continues to benefit from their experience and knowledge, and each Mr. John Lim and Mr. Lawrence Kwan fulfils the definition of an independent director in the listing rules of the SGX-ST and the Code of Corporate Governance.

Mr. John Lim and Mr. Lawrence Kwan respectively is also seeking re-election as a Director at the forthcoming Annual General Meeting.

In accordance with the provisions of the Company's Bye-Laws, each Director shall retire at least once every 3 years. Any Director appointed by the Board shall retire at the next annual general meeting of the Company. A retiring director shall be eligible for re-election at the said AGM. Mr. Michael Ng and Mr. Philip Ng are due for retirement at the forthcoming AGM. Mr. Michael Ng and Mr. Philip Ng had confirmed seeking re-election at the forthcoming AGM. The NC, having assessed the performance and contribution to the Board and the Company, has recommended the re-election of Mr. Michael Ng and Mr. Philip Ng as Directors of the Company at the forthcoming AGM.

## REPORT ON CORPORATE GOVERNANCE

The Board allows each of the Directors to personally determine the time commitment when he has multiple board representation. Each of the non-executive directors is aware that he should commit sufficient time, attention, resources and expertise to the affairs of the Company. The Board has not determined the maximum number of listed company board representations which any director may hold. Although the non-executive directors had directorships in other companies which are not within the Group, the NC is of the view that such multiple board representation do not hinder them from carrying out their duties as directors. These Directors would widen the experience of the Board and give it a broader perspective. Directors update the Company of any changes in his external appointment and these changes are noted at the Board meetings. The NC reviews whether a director is able to and has adequately carried out his duties, in particular where a director has multiple board representations. The NC is satisfied that each of the Directors was able to give sufficient time and attention to the affairs of the Company and was able to adequately carry out his duties as a director of the Company despite their board representations in other listed companies.

With half of the Board deemed to be independent, the Board is able to exercise independent judgment on corporate affairs and provide management with diverse and objective perspective on issues. The Board interacts and works through robust exchange of ideas and views to help shape the Group's strategic decision.

The Board has examined its size and is of the view that it is an appropriate size for effective decision-making, taking into account the scope and nature of the operations of the Company. As a team, the Board collectively provides core competencies in the areas of legal, finance, business, electronic engineering, business acumen and management experience. The Board is of the view that no individual or small group of individuals dominates the Board's decision-making process.

The Board is of the view that the current Board and its Board Committees consists of the appropriate mix of expertise, skills and experience with knowledge of the Company to provide the necessary guidance to lead and direct the Group. The effective blend of these expertise, skills and experiences in areas identified by the Board remains a priority.

Presently, the Company does not have alternate director.

## REPORT ON CORPORATE GOVERNANCE

## Particulars of Directors as at 30 June 2021

Name of director	Date of first appointment	Date of last re-election	Nature of appointment	Membership of Board committees	Directorship/ chairmanship of both present and those held over the preceding three years in other listed company
Mr. Ng Kin Wing, Raymond (Executive Director/Executive Chairman)	05.09.2002	24.10.2019	Executive Chairman and Executive Director	None	None
Mr. Ng Mun Kit, Michael (Executive Director/Chief Executive Officer)	01.07.2018	25.10.2018	Chief Executive Officer and Executive Director	None	None
Mr. Ng Yuk Wing, Philip (Executive Director/Chairman Emeritus) (Resigned on 1 July 2018 and re-appointed on 1 April 2021)	26.01.2003	N/A	Chairman Emeritus and Executive Director	None	None
Mr. Lim Yew Kong, John (Independent Director)	20.01.2005	24.10.2019	Independent Director	Chairman of Audit and Risk Management Committee and a Member of Remuneration Committee and Nominating Committee	Global Invacom Group Limited (SGX) Zico Holdings Inc. (SGX)
Mr. Lawrence Kwan (Lead Independent Director)	13.07.2012	23.10.2020	Independent Director	Chairman of Remuneration Committee and Chairman of Nominating Committee and a Member of Audit and Risk Management Committee	SBI Offshore Ltd (in liquidation) (SGX)
Mr. Kuan Cheng Tuck (Independent Director)	23.10.2020	N/A	Independent Director	A Member of Audit and Risk Management Committee, Remuneration Committee and Nominating Committee	Present Directorships 1) CNMC Goldmine Holdings Limited 2) Kori Holdings Limited  <u>Past Directorships (over the preceding three years)</u> 1) Green Build Technology Limited 2) China Star Food Group Limited 3) CW Group Holdings Limited

## REPORT ON CORPORATE GOVERNANCE

### PRINCIPLE 5 – BOARD PERFORMANCE

The NC has adopted a formal process and assessed the effectiveness of the Board as a whole and its Board Committees and each individual director and Chairman to the effectiveness of the Board for FY2021. The performance criteria remained the same as last year. During FY2021, the Board had reviewed the performance criteria which includes evaluation on matters relating to risk management. Some of the factors considered relate to Board's conduct of affairs, Board information on provision of sufficient information for major long-term trends and strategic alternatives and accountability to effectively identify, assess and respond to significant risks. The Group has conducted Board-approved evaluation process and performance criteria for such evaluation and determination.

The objective of the performance evaluation exercise is to identify strengths and challenges so that the Board is in better position to provide the required expertise and oversight. Meanwhile, the objective of assessment by each individual director is for directors to evaluate their skills and motivate directors to be more effective contributors.

The assessment process involves and includes circulation of the evaluation of questionnaire to all Board members with the performance criteria recommended by the NC and approved by the Board. The Directors' input are collated and reviewed by the Chairman of the NC, who presents a summary of the overall assessment to the NC for review. The NC would discuss areas where the Board's performance and effectiveness could be enhanced and recommendations for improvement are then submitted to the Board for discussion and for implementation. The NC Chairman presented the key summary of the overall assessment. The Directors discussed on the strategic planning process, business objectives and risk management while the Management, represented by the Executive Directors, provides insight on the business and industry with the objective of finding opportunities for improvement and enhance long-term shareholder value. The NC provides its views to the Board for the Board's consideration. The Chairman ensures that action is taken on the results of the performance evaluation.

During the year, the Board's performance was evaluated. The Board concluded that the performance of the Board as a whole has been satisfactory and the Board and various Board Committees operate effectively with each Director and the Chairman contributing to the overall effectiveness of the Board.

Summary of NC activities in FY2021:

- reviewed structure, size and composition of the Board and Board Committees;
- considered recommendations for new Director, review their qualifications and meet with such candidates, before a decision is made;
- reviewed independence of Directors;
- reviewed and initiate process for evaluating Board, Board Committee, Chairman and individual Directors performance;
- reviewed results of performance evaluation and feedback to the Chairman and Board Committees;
- reviewed the need to progressive refreshing of the Board;
- reviewed succession planning for Chairman, CEO and key executives and notified the Board; and
- discussed information required to be reported under the 2018 Code or Listing Manual.

## REPORT ON CORPORATE GOVERNANCE

### REMUNERATION MATTERS

#### PRINCIPLE 6 – PROCEDURES FOR DEVELOPING REMUNERATION POLICIES

The RC comprises three members, all are independent directors. They are:

Mr. Lawrence Kwan	–	Chairman
Mr. Lim Yew Kong, John	–	Member
Mr. Kuan Cheng Tuck	–	Member

The Board has approved the written terms of reference of the RC. The RC performs, but not limited to, the following functions:

- review and recommending to the Board a framework of remuneration for the Board and the key executives of the Group with a view to structure the remuneration for the executive director and key management personnel so as to link rewards to group or corporate and individual performance, to align their interests with those of shareholders and to give these directors incentives to perform at the highest levels;
- review the terms of appointment and remuneration of the executive directors and key Executives of the Company and when deem appropriate, to make any recommendation in relation thereto;
- review and recommend to the Board the terms of renewal for executive directors whose current employment contracts will expire or had expired;
- review the compensation package of the non-executive directors;
- consider long-term incentive schemes for executive directors and key executives and review eligibility for benefits of executive directors and key executives under long-term incentive schemes; and
- considering and recommending to the Board the disclosure of the details of the Company's remuneration, specific remuneration packages of the Directors and key executives of the Company to those required by law or by the 2018 Code.

The Directors do not participate in any decision concerning their own remuneration. The RC met to discuss and review the service agreements of the executive directors.

As part of its review, the RC will ensure that the remuneration package of employees related to Executive Directors and controlling shareholders of the Group are in line with the Group's staff remuneration guidelines and commensurate with their respective job scopes and level of responsibilities.

The RC reviews the fairness and reasonableness of the termination clauses of the service agreements of the Executive Directors and key management personnel. RC will obtain advice from external consultants for benchmarking, where necessary.

The Share Option Scheme Committee, consists of all members of the RC, was established to administer the Karin Employee Share Option Scheme (the "2005 ESOS") in accordance with the objectives and regulations of the 2005 ESOS and to determine participation eligibility, options offers and share allocation and to attend to such other matters that may be required. The 2005 ESOS was adopted on 20 January 2005. A member of the RC who is also a participant of the 2005 ESOS shall not be involved in the deliberation of Options granted or to be granted to him. Controlling shareholders and their Associates will not be eligible to participate in the 2005 ESOS.

The 2005 ESOS had a maximum duration of ten years and expired on 20 January 2015. Before the expiring of the 2005 ESOS, the Company had terminated the 2005 ESOS and adopted the 2014 Karin Employee Share Option Scheme ("2014 ESOS") in substitution for the 2005 ESOS. The 2014 ESOS was approved by the shareholders on 9 October 2014 at the 2014 AGM.

## REPORT ON CORPORATE GOVERNANCE

During FY2021, the Company has not issued any new ordinary shares upon the exercise of options under the 2005 ESOS. No options were granted under the 2014 ESOS during FY2021. There was no share option outstanding as at 30 June 2021 as all share options granted under 2005 ESOS were either exercised or lapsed.

The RC also administers the Karin Performance Share Plan (the “**Share Plan**”) in accordance with the Rules of the Share Plan approved by Shareholders on 23 October 2020. The new Share Plan is a new compensation scheme that promotes higher performance goals and recognises exceptional achievement. The Company has taken steps to align itself with and embrace local trends and best practices in compensation. The key objectives of the Share Plan is to help fulfil the Company’s primary long-term objective of motivating deserving and person selected to participate in the share plan (“**Participants**”) to optimise their performance standards and efficiency and to maintain a high level of performance and contribution. The Share Plan further motivates Participants that the Company regards as integral to the Group to strive for superior performance and to deliver long-term shareholder value, as well as to enhance the Group’s overall compensation packages to attract and retain high performing talent. No member of the RC shall be involved in any deliberation of Awards to be granted to him. During FY2021, no treasury shares were awarded to any Participant pursuant to the Share Plan.

The purpose of adopting more than one share plan is to give the Company greater flexibility in aligning the interests of Participants with those of shareholders. It is also intended that the 2014 ESOS and Share Plan will complement each other in the Company’s continuing efforts to reward and motivate Participants to achieve superior performance. The 2014 ESOS and Share Plan will further strengthen the Company’s competitiveness in attracting and retaining employees, especially employees who have the requisite knowledge, technical skills and experience whom the Company believes could contribute to the development and growth of the Group.

The RC hopes that the implementation of the 2014 ESOS in conjunction with the Share Plan will inculcate in the eligible participants a stronger and more lasting sense of identification with the Group.

On 23 October 2020, shareholders have approved the participation in the Share Plan by the respective controlling shareholder, Mr. Raymond Ng, Mr. Michael Ng and Mr. Philip Ng. The Company is required to seek a specific and separate approval from independent shareholders at a general meeting to approve the specific number of shares and terms of the Share Plan to be granted. During FY2021, the Company did not convene a general meeting on the grant of specific number of shares under the Share Plan to Mr. Raymond Ng, Mr. Michael Ng or Mr. Philip Ng.

Mr. Raymond Ng and Mr. Philip Ng have been substantial shareholders of the Company since incorporation. None of the directors or CEO buys and sells shares for the past 3 years.

No external remuneration consultant was appointed in FY2021. If necessary, the RC shall seek expert advice on remuneration of all directors and ensure that any relationship between the appointed consultant and any of its director or company will not affect the independence and objectivity of the remuneration consultant.

### PRINCIPLE 7 – LEVEL AND MIX OF REMUNERATION

The RC recommends to the Board a framework of remuneration for the Directors and key executives, and determines specific remuneration packages for each Executive Director. The recommendations of the RC on the remuneration of Directors would be submitted for endorsement by the entire Board. All aspects of remuneration, including but not limited to Directors’ fees, salaries, allowances, bonuses, options and benefits-in-kind shall be covered by the RC.

The remuneration of the Executive Directors and key executives comprises fixed component, variable component and other benefits.

## REPORT ON CORPORATE GOVERNANCE

The fixed component relates to basic salary, statutory contributions and fixed allowances. The variable component comprises profit sharing bonus for the Executive Directors based on the Group's performance, and variable bonus for key executives that is linked to the performance of the Group and individual. Another element of the variable component under the remuneration package is the long-term incentive schemes such as 2014 ESOS and Share Plan, set to ensure that it is competitive and sufficient to attract, retain and motivate directors and key executives of the required experience and expertise to run the Company successfully. Award of long-term incentive schemes is based on the Group's financial health such as profit and loss and growth and qualitative and quantitative assessment of individual performance to ensure the overall assessment of performance and remuneration are aligned with the Company's true performance over a period of time. There are appropriate and meaningful measures for the purpose of assessing the performance of Executive Directors and key executives.

Other benefits are provided, which are consistent with market practice, and include medical benefits, travel allowances, car expenses and other flexible benefits. For staff who are located outside their home market, additional benefits such as cost of living allowances and home leave passages are provided.

The Remuneration Committee is satisfied that performance conditions of the Directors and key executives for the year under review were met.

The service agreement of the Executive Directors is subject to review by the RC. The key terms among others, appointment period, remuneration and renewal term will be reviewed by the RC on annual basis.

Independent directors are paid a fee for sitting on any of the Board Committees. Save for Directors' fees which have to be approved by the shareholders at every AGM, independent directors do not receive any remuneration from the Company.

There are no termination or retirement benefits that are granted to the Directors. Having considered the variable components of the Executive Directors and key executives, the RC is of the view that it is currently not necessary to use contractual provisions to allow the Company to reclaim incentive components of remuneration from the Executive Directors and key executives in exceptional circumstances of misstatement of financial statements, or of misconduct resulting in financial loss to the Company.

### PRINCIPLE 8 – DISCLOSURE ON REMUNERATION

The annual remuneration band of each individual Director and the top 5 key executives for the financial year ended 30 June 2021 are set out below:

#### Directors' Remuneration

Name of director	Director's fee S\$'000	Salary & benefit S\$'000	Variable bonus S\$'000	Grant of share options S\$'000	Total S\$'000
Mr. Ng Kin Wing, Raymond	-	350	112	-	462
Mr. Ng Mun Kit, Michael	-	266	112	-	378
Mr. Ng Yuk Wing, Philip (Appointed on 1 April 2021)	-	202	56	-	258
Prof. Ng Tung Sang	17	-	-	-	17
Mr. Lim Yew Kong, John	45	-	-	-	45
Mr. Lawrence Kwan	45	-	-	-	45
Mr. Kuan Cheng Tuck	39	-	-	-	39

## REPORT ON CORPORATE GOVERNANCE

### Top 5 Key Executives' Remuneration

Name of key executive	Remuneration band	Salary & benefit %	Variable bonus %	Grant of share options %	Total %
Mr. Cheng Pak Cheong, Ray	I	96.1	3.9	-	100.0
Ms. Fan Shu Yung, Cecilia	I	81.6	18.4	-	100.0
Mr. Lee Yiu Chung, Eugene	II	95.9	4.1	-	100.0
Mr. Leung Yiu Chown, Desmond	I	68.6	31.4	-	100.0
Mr. Mok Pui Wah, Kenneth	I	100.0	0.0	-	100.0

#### NOTES:

Band I: S\$0 to S\$249,999

Band II: between S\$250,000 to S\$499,999

Information on immediate family members of a director or CEO and whose remuneration exceeds S\$100,000 during FY2021 is set out below:

Name	Family relationship with any Director and/or substantial shareholder	Remuneration band
Nil	N/A	N/A

The Company's Key Executives (excluding Executive Directors) comprises five Senior Management personnel who are responsible for planning, directing and controlling activities of the Company and its subsidiaries. The total remuneration paid to the top 5 Key Executives for FY21 is approximately S\$1,064,000. Key Executives' remuneration is set in accordance with a remuneration framework comprising salary (including basic salary and benefits-in-kind), and variable payments.

For FY2021, there were no termination, retirement and post-employment benefits granted to the Executive Directors and Key Executives.

Mr. Ng Kin Wing, Raymond, Mr. Ng Mun Kit, Michael and Mr. Ng Yuk Wing, Philip were not involved in the deliberation and determination of the remuneration of their family members.

Details of the 2014 ESOS are set out in the Notes to the financial statements.

Summary of RC activities in FY2021:

- reviewed and approved fixed remuneration for Executive Directors;
- reviewed remuneration packages of key executives in the Group; and
- consider the various disclosure requirements for directors' remuneration under the 2018 Code.



## REPORT ON CORPORATE GOVERNANCE

### ACCOUNTABILITY AND AUDIT

#### PRINCIPLE 9 – RISK MANAGEMENT AND INTERNAL CONTROLS

The Board believes in the importance of maintaining a sound system of internal controls to safeguard the interests of the shareholders and the Group's assets. The system of internal controls provides reasonable, but not absolute, assurance that the Group will not be adversely affected by any event that could be reasonably foreseen as it strives to achieve its business objectives.

The Board oversees Management in the areas of risk management and internal control system. The Board regularly reviews and improves the Company's business and operational activities to identify areas of significant risks as well as take appropriate measures to control and mitigate these risks.

The Board, with the assistance of the Audit and Risk Management Committee ("**ARMC**"), assesses the effectiveness of the system of internal controls established and maintained by the Group, addressing financial, operational, information technology and compliance, by considering reviews performed by the Management and the internal assessment reports performed by internal audit staff from the Internal Audit Department.

The internal audit staff ("**Internal Auditor**") reviews the effectiveness of the system of internal controls (including financial, operational, information technology and compliance) established and maintained by the Group based on the Internal Audit Plan approved by the ARMC, after consultation with Management so as to suit the specific requirements of the Group. The Internal Audit Reports are presented to the ARMC regularly. The Internal Auditor also monitors and evaluates the effectiveness of the Group's risk management processes. The Internal Auditor reviews the Karin Group Risk Register which consists of risks identified and recorded by Management and reports to the ARMC on the assessment of the risk management in connection with the risk to which they are related. The key executives hold monthly management meeting to discuss issues on business risks and its assessments.

The Board reviews the adequacy and effectiveness of the Company's internal control systems (including financial, operational, compliance and information technology) and risk management systems. Based on the reports presented, the Board, with the concurrence of the ARMC, is satisfied that the system of internal controls established and maintained by the Group addressing financial, operational, compliance and information technology controls as well as risk management systems, were adequate to meet the needs of the Group in its current business environment. The controls relating to information technology were reviewed by the internal audit staff and reviewed by the ARMC during FY2021.

The Board, with the assistance of the ARMC, oversees risk management and does not have a separate risk committee.

The Board received assurance in writing from the CEO and Group Financial Controller, namely, Mr. Michael Ng and Mr. Wong Chi Cheung, Clarence, that financial records have been properly maintained and financial statements of the Company give a true and fair view of the Company's operations and finances. The assurance from Mr. Michael Ng and Mr. Wong Chi Cheung, Clarence also includes the adequacy and effectiveness of the Company's risk management and internal control systems (including financial, operational, information technology and compliance).

#### PRINCIPLE 10 – AUDIT COMMITTEE

The Company has established an ARMC which comprises three members, all are independent directors. They are:

Mr. Lim Yew Kong, John	–	Chairman
Mr. Lawrence Kwan	–	Member
Mr. Kuan Cheng Tuck	–	Member

## REPORT ON CORPORATE GOVERNANCE

All members of the ARMC including the Chairman have accounting or related financial management expertise or experience.

The role of the ARMC is to assist the Board with discharging its responsibilities to safeguard the Company's assets, maintain adequate accounting records and, develop and maintain effective system of internal controls. The ARMC has explicit authority to investigate any matter within its written Terms of Reference with full access to and co-operation by Management.

The ARMC, which has written terms of reference, meets periodically to perform its functions which include, but not limited to, the following:

- review the significant reporting issues and judgements to ensure integrity of financial statements of the Company and formal announcements relating to the Company's financial performance;
- review the scope and results of external audit and independence and its cost effectiveness, independence and objectivity of the Company's external auditor and also to review the audit report from the external auditor;
- review the co-operation given by the Company's officers to the external auditors;
- review the system of internal accounting controls with the external auditor;
- nominate external auditors for re-appointment and approve the remuneration and terms of engagement of the external auditor;
- review interested person transactions, if any;
- review adequacy and effectiveness of the Group's internal controls including financial, operational, compliance and information technology controls;
- review the scope and results of the internal audit procedures;
- Ensure the internal audit function is adequately resourced and has appropriate standing within the Company and also ensure the adequacy of the internal audit function;
- review Whistle-Blowing Policy and to ensure that arrangements are in place for the independent investigation of such matters and for appropriate follow up action;
- meet with the external and internal auditors without the presence of the Management at least once a year;
- commission and review the findings of internal investigations into matters where there is any suspected fraud or irregularity, or failure of internal controls or infringement of any Singapore law, rule or regulation which has or is likely to have a material impact on our operating results and/or financial position; and
- undertake such other reviews and projects as may be requested by the board of directors, and to report to the board of directors its findings from time to time on matters arising and requiring the attention of the ARMC.

The ARMC reviewed the scope and quality of the audits and the independence and objectivity of the external auditor as well as the cost effectiveness. The ARMC is satisfied that the external auditor, Ernst & Young, Hong Kong ("**E&Y**") is able to meet the audit requirements and statutory obligation of the Company. The ARMC has nominated E&Y, for re-appointment as external auditor of the Company at the forthcoming AGM. E&Y is an auditing firm acceptable by the SGX-ST. The Company is in compliance with Rule 712 of the Listing Manual of the SGX-ST. E&Y has been appointed as the Company's external auditor since its public listing in Singapore in 2005.

## REPORT ON CORPORATE GOVERNANCE

The ARMC and Board are satisfied that the appointment of different auditors for its subsidiaries incorporated in Singapore and the People's Republic of China ("PRC") would not compromise the standard and effectiveness of the audit of the Company. The Company therefore is in compliance with Rules 715 and 716 of the Listing Manual of SGX-ST. The Company has engaged suitable auditing firms for its significant foreign-incorporated subsidiaries and associated company. Accordingly, the names of auditing firms for its significant subsidiaries and associated company are disclosed below, pursuant to Rule 717 of the Listing Manual of SGX-ST:

<b>Name of significant subsidiaries and associated companies</b>	<b>Name of auditing firm</b>
New Spirit Electronic Technology Development (Shenzhen) Company Limited	Wongga Partners Certified Public Accountants (SZ) General Partner
Karin Electronic Trading (Shenzhen) Company Limited	Wongga Partners Certified Public Accountants (SZ) General Partner
Karin International Trading (Shanghai) Company Limited	Shanghai Jialiang CPAs Limited
Karltec Information System (Shenzhen) Company Limited	Wongga Partners Certified Public Accountants (SZ) General Partner
Matrix Power Technology (Shenzhen) Co. Ltd.	Shenzhen Zhonghang Certified Public Accountants
I M I Kabel and Engineering Pte. Ltd.	KBH Integra PAC
Karsing Pte. Ltd.	HLB Atrede LLP
Shanghai Cosel International Trading Co. Ltd.	Shanghai HDDY Certified Public Accountants Co., Ltd.

The ARMC meets periodically and also holds informal meetings and discussion with Management from time to time. The ARMC has full discretion to invite any director or executive officer to attend its meetings.

The ARMC met, including but not limited to telephone conference, with the external auditor and Internal Auditor without the presence of Management, at least once annually.

The ARMC had established a written whistle-blowing policy, by which staff of the Company and any other persons may, in confidence, raise concerns about possible improprieties in matters of financial reporting or other matters. Whistleblower channels, such as email addresses and phone numbers are created for reporting of whistle-blowing events. All staff should be aware about the existence of the whistle-blowing policy. The whistle-blowing policy has been posted on the Group's corporate website. Each of the ARMC members or two of the senior management is the channel for reporting of suspicious non-compliance or improprieties. The ARMC obtained quarterly update on the status of whistle-blowing.

The ARMC has reasonable resources to enable it to discharge its functions properly. The ARMC is updated annually on any changes in accounting standards by the external auditor. During the year, E&Y briefed the Directors on the new IFRSs and received updates relating to accounting practices. No former partner or director of the Company's existing auditing firm is a member of the ARMC.

The Company has established an Internal Audit Department and employed a full time Internal Auditor whom is a member of the Hong Kong Institute of Certified Public Accountants to perform the internal audit function and to improve the system and processes of internal controls of the Company. The Internal Auditor primarily reports to the Chairman of ARMC. The ARMC is responsible for the hiring, removal, evaluation and compensation of the Internal Auditor. The Internal Auditor has unfettered access to all the Company's documents, records, properties and personnel including access to the ARMC.

The ARMC has bi-annually reviewed the internal audit programme, the scope and results of internal audit procedures. The ARMC reviews the adequacy and effectiveness of the internal audit function. The Internal Auditor carries out its function in accordance to the Standards for Professional Practice of Internal Auditing set by The Institute of Internal Auditors. The ARMC is satisfied that the internal audit function is independent, effective and adequately resourced and has appropriate standing within the Company. The ARMC is also satisfied that the Internal Auditor is staffed by suitably qualified and experienced personnel.

## REPORT ON CORPORATE GOVERNANCE

Summary of ARMC activities for FY2021:

- reviewing half yearly and full year financial statements and announcements and recommend to the Board;
- reviewing financial and operating performance of the Group;
- reviewing budget and forecasts as presented by Management;
- reviewing interested person transactions;
- reviewing the Karin Group Risk Register and assessed the Group's risks reported by the Internal Auditor, which includes both emerging and current risks;
- reviewing the audit report from E&Y, including areas of audit emphasis and key audit matters, findings and progress of Management's actions as well as update on new accounting standards with status of Management's implementations;
- reviewing all non-audit services provided by E&Y. Details of the audit and non-audit fees paid to E&Y and other auditors are set out on note 6 of the Notes to Financial Statements of the Annual Report. The ARMC is satisfied that such services would not affect the independence and objectivity of the external auditor;
- evaluating and recommending the re-appointment of the external auditor including review of fees, provision of non-audit, objectivity and independence and review of audit plan;
- reviewing internal audit plan (including progress, implementation of management actions, changes to the plan and auditable entity) and follow-up on internal audit;
- reviewing the adequacy and effectiveness of the internal controls (including financial, operations, compliance and information technology) with the Internal Auditor;
- reviewing the adequacy and effectiveness, independence and scope of the internal audit function including audit resources and its appropriate standing within the Group;
- reviewing investigations within the Group and ensuring appropriate follow-up actions, where required;
- meeting with E&Y and Internal Auditor, in each case, without presence of Management; and
- obtained quarterly update on the status of whistle-blowing.

## REPORT ON CORPORATE GOVERNANCE

### SHAREHOLDER RIGHTS AND ENGAGEMENT

#### PRINCIPLE 11 – SHAREHOLDER RIGHTS AND CONDUCT OF GENERAL MEETINGS

In line with the continuing disclosure obligations of the Company pursuant to the Listing Rules of the SGX-ST, the Board's policy is to facilitate the exercise of ownership rights by all shareholders, particularly shareholders would be informed promptly of all major developments that impact the Group or business which would likely materially affect the price or value of the Company's shares.

The AGM of the Company is the principal forum for dialogue and interaction with all shareholders. Shareholders are given the opportunity to participate at the AGM. Notice of AGM is dispatched to shareholders, together with explanatory notes or a circular on items of special business (if necessary), at least 14 days before the meeting. There are separate resolutions at general meetings on each separate issue. Shareholders are informed of the rules and voting procedures at the AGM.

Under the existing Bye-laws of the Company, corporations which provide nominee or custodial services are allowed to appoint more than two proxies to attend and vote at the same general meeting. A registered shareholder of the Company entitled to attend and vote at a meeting of the Company is entitled to appoint one or two proxies to attend and vote instead of him.

The Company holds its AGM in Singapore. The Board welcomes shareholders to voice out their views and direct questions regarding the Group at the AGM. The members of the Board and the Board Committees, senior management and external auditor would be present at the AGM to answer questions from shareholders. As the present Bye-Laws of the Company do not have a provision to allow shareholders to vote in absentia, via methods such as e-mail, fax, etc., and the legal and regulatory environment is not entirely conducive for voting in absentia, the Company does not allow a shareholder to vote in absentia at general meetings. The introduction of absentia voting methods will be deferred until an appropriate time.

The Board may from time to time review the provisions of the existing Bye-laws of the Company to ensure they are in line with the good corporate governance practices as recommended by the 2018 Code. If the Board deems fit, it may propose any necessary amendment to the same to the shareholders for approval.

Due to the COVID-19 restriction orders in Singapore, the Company held the Annual General Meeting 2020 ("**AGM 2020**") on 23 October 2020 pursuant to the COVID-19 (Temporary Measures) (Alternative Arrangements for Meetings for Companies, Variable Capital Companies, Business Trusts, Unit Trusts and Debenture Holders) Order 2020. Alternative arrangements were arranged such as attendance at the AGM 2020 by way of electronic means (including arrangements by which the meeting can be electronically accessed via live audio-visual webcast or live audio-only stream), submission of questions to the Chairman of the Meeting in advance of the AGM 2020, addressing of substantial and relevant questions at the AGM 2020 and voting by appointing the Chairman of the Meeting as proxy at the AGM 2020. Minutes of the AGM 2020 was published in the SGXNET.

In view of the current COVID-19 and restrictions orders in Singapore, the forthcoming AGM to be held on 28 October 2021 will be held by way of electronic means pursuant to the COVID-19 (Temporary Measures) (Alternative Arrangements for Meetings for Companies, Variable Capital Companies, Business Trusts, Unit Trusts and Debenture Holders) Order 2020. Please refer to the Notice of AGM of the Annual Report.

Minutes of general meetings include substantial and relevant queries or comments from shareholders discussed in the AGM relating to the agenda of the meeting and responses from the Board and Management. These minutes were published in the Company's website since 2019.

The Company puts all resolutions to vote by poll at the AGM and releases an announcement on the detailed results of voting.

## REPORT ON CORPORATE GOVERNANCE

In its consideration for dividend payment, the Company takes into account, among other factors, current cash position, future cash needs, profitability, retained earnings and business outlook. The Company takes the view that, committing to a fixed dividend policy, may jeopardize its financial position in times of adverse changes in market conditions. Hence it does not have a fixed dividend policy. Nevertheless, it has been making dividend payments each and every year since its public listing in 2005. For FY2021, in addition to the already paid HK2.8 cents per share interim dividend (tax not applicable), the Company is recommending a final dividend of HK10.8 cents per share (tax not applicable), subject to approval by shareholders at the Annual General Meeting.

### PRINCIPLE 12 – ENGAGEMENT WITH SHAREHOLDERS

The Board provides shareholders with half yearly and annual financial results. In presenting the financial results, the Board aims to provide shareholders with a balanced and understandable assessment of the Company's performance, position and prospects on a half-yearly basis. Such responsibility is extended to the other price-sensitive public reports and reports to regulators (if required). The Board takes adequate steps to ensure compliance with legislative and regulatory requirements.

Information is communicated to shareholders on a timely basis, through annual reports that are issued to all shareholders within the mandatory period, half-yearly and full year results announcements, notice of the general meeting and explanatory memoranda for annual general meetings and special general meetings, press releases and disclosures to the SGX-ST. The Company also holds media and analyst briefings. The Company ensures that price sensitive information is publicly released and is announced on an immediate basis, where required, under the listing Manual of the SGX-ST. Where an immediate announcement is not possible, the announcement is made as soon as possible to ensure that shareholders and the public have a fair access to the information.

The Board Terms of Reference addresses the investor relations and shareholder communication matters. The Company has appointed an Investor Relations ("IR") firm in Singapore to handle all its investor relations affairs, including but not limited to establish and maintain regular dialogue with shareholders. The IR prepared press releases relating to the Company's products and business and it was released to the SGX-ST on a timely manner. Details of the IR firm are disclosed in the Corporate Information page of the Annual Report.

The Company always updates its corporate website in English with an investor relations section at [www.karingroup.com](http://www.karingroup.com) through which shareholders will be able to access information of the Group. The website provides a business profile, corporate announcements, press releases, annual reports and other information of the Group.

## REPORT ON CORPORATE GOVERNANCE

### MANAGING STAKEHOLDERS RELATIONSHIPS

#### PRINCIPLE 13 – ENGAGEMENT WITH STAKEHOLDERS

The Company engages its stakeholders through different channels to establish, address and monitor the material environmental, social and governance (ESG) factors of the Company's operation and its impact on the various stakeholders.

The Company engages stakeholders with through the various channels that are already in place, to better understand its stakeholders' concerns, and address any issues that they may face. Engagement channels and frequencies are reviewed periodically to ensure that they are sufficient to deal with current identified stakeholders' ESG-related issues.

The Company is committed to enhance and improve the current engagement initiatives, while staying abreast of new trends or developments that may affect the sustainability standing of the Company, and eventually devise corresponding measures to resolve the new ESG issues. For more information on the Company's approach to stakeholder engagement and materiality assessment, please refer to the Company's Sustainability Report which will be available before or by 30 November 2021.

### DEALINGS IN SECURITIES

The Directors of the Company have devised and adopted its own internal compliance code on Securities Transactions by Officers to govern the dealings in securities by the Company, the Directors and Officers of the Company and the Group, which is guided by the requirements of Rule 1207(19) of the Listing Manual of the SGX-ST.

In line with the internal compliance code, the Company issues circulars to its Directors, Officers and employees of the Group to ensure that there must be no dealings in the Company's listed securities by the Company, its Directors, Officers and employees on short term considerations or one month before release of the half-yearly and full year financial results, and if they are in possession of any unpublished material price-sensitive information. All Directors are also required to file with the Company reports on all their dealings in the listed securities of the Company on a timely basis.

### MATERIAL CONTRACTS

There are no material contracts of the Company or its subsidiaries involving the interest of the Executive Chairman and CEO or any other Directors or controlling shareholders subsisting at the end of the financial year.

### INTERESTED PERSON TRANSACTIONS

All interested person transactions are documented and reported in a timely manner to the ARMC to ensure the transactions are conducted on normal commercial terms and are not prejudicial to the interest of the Company and its minority shareholders.

The Company does not have an Interested Person Transactions mandate.

## REPORT ON CORPORATE GOVERNANCE

The transaction with an interested person for transactions entered into for the financial year ended 30 June 2021 is as follows:

Name of interested person	Aggregate value of all interested person transactions during the financial year under review (excluding transactions less than S\$100,000 and transactions conducted under shareholders' mandate pursuant to Rule 920)	Aggregate value of all interested person transactions conducted under shareholders' mandate pursuant to Rule 920 (excluding transactions less than S\$100,000)
JP Software Inc* – Provision of IT programming services	HK\$1,456,662 (equivalent to S\$252,287)	NIL

\* JP Software Inc. is 100% owned by the wife of Mr. Ng Kam Wing, Allan. Mr. Ng Kam Wing, Allan is a brother of Mr. Ng Yuk Wing, Philip (Executive Director/Chairman Emeritus and controlling shareholder) and Mr. Ng Kin Wing, Raymond (Executive Director/Executive Chairman and controlling shareholder) and also uncle of Mr. Ng Mun Kit, Michael (Executive Director/Chief Executive Officer and controlling shareholder).

Apart from the above, there were no other interested person transaction during the financial year.

### RISK MANAGEMENT

The Company regularly reviews and improves its business on operational level by taking into account the risk management perspective. The Company seeks to identify areas of significant business risks as well as appropriate measures to control and mitigate these risks. The Company reviews all significant control policies and procedures and highlights all significant matters to the ARMC.

### WHISTLE-BLOWING POLICY AND PROCEDURES

The Group has established a whistle-blowing policy and appropriate procedures have been developed to provide a proper process within the Group for reporting malpractices, illegal acts or acts of omission that employees may encounter at work. No reporting for any of such incidents happened during the financial year ended 30 June 2020. Whistle-blowing policy both in English and Chinese are made available to all stakeholders of the Company through publishing it on the Group's corporate website.

### SUSTAINABILITY REPORT

The Group recognises that sustainability is increasingly important for business. We focus on economic, environmental and social areas to underpin our sustainability strategy. We are committed to managing the relevant sustainability risks and opportunities across the portfolio to ensure the long-term well-being of our business while contributing positively to the environment and community.

Currently, the Group is in the process of preparing its 2021 Sustainability Report and compiling the relevant ESG factors, with the support of an external consultant. Within this report, the Group will disclose the environmental, social and governance factors that are most relevant, how these will be measured, monitored and managed and the targets for the forthcoming year. The Group looks forward to share this report on the website of SGX-ST.



# Financial Contents

<b>REPORT OF THE DIRECTORS</b>	<b>48</b>
<b>STATEMENT BY THE DIRECTORS</b>	<b>52</b>
<b>INDEPENDENT AUDITOR'S REPORT</b>	<b>53</b>
<b>AUDITED FINANCIAL STATEMENTS</b>	
<b>Consolidated:</b>	
<b>Statement of profit or loss and other comprehensive income</b>	<b>58</b>
<b>Statement of financial position</b>	<b>59</b>
<b>Statement of changes in equity</b>	<b>61</b>
<b>Statement of cash flows</b>	<b>63</b>
<b>Company:</b>	
<b>Statement of financial position</b>	<b>65</b>
<b>NOTES TO FINANCIAL STATEMENTS</b>	<b>66</b>

## REPORT OF THE DIRECTORS

The directors present their report and the audited financial statements of Karin Technology Holdings Limited (the “**Company**”) and its subsidiaries (together, the “**Group**”) for the year ended 30 June 2021.

### DIRECTORS

The directors of the Company in office during the year and up to the date of this report were:

#### EXECUTIVE DIRECTORS:

Mr. Ng Kin Wing, Raymond – Executive Director and Executive Chairman

Mr. Ng Mun Kit, Michael – Executive Director and Chief Executive Officer (Effective from 1 July 2021)

Mr. Ng Yuk Wing, Philip – Executive Director (Appointed on 1 April 2021) and Chairman Emeritus (Effective from 1 July 2021)

#### INDEPENDENT DIRECTORS:

Mr. Lim Yew Kong, John

Mr. Lawrence Kwan (Appointed Lead Independent Director on 23 October 2020)

Mr. Kuan Cheng Tuck (Appointed on 23 October 2020)

Prof. Ng Tung Sang (Retired on 23 October 2020)

In accordance with the bye-laws of the Company, Mr. Michael Ng, Mr. Philip Ng, Mr. John Lim and Mr. Lawrence Kwan are due for retirement at the forthcoming annual general meeting (“**AGM**”) and will offer themselves for re-election.

### PRINCIPAL ACTIVITIES

The principal activity of the Company is investment holding. Details of the principal activities of the principal subsidiaries are set out in note 15 to the financial statements. There were no significant changes in the nature of the Group’s principal activities during the year.

### RESULTS AND DIVIDENDS

Details of the results of the Group for the year ended 30 June 2021 and the financial position of the Company and of the Group at that date are set out in the financial statements on pages 58 to 135.

An interim dividend of HK2.8 cents per ordinary share with a total amount of approximately HK\$6,013,000 was paid on 18 March 2021. The directors of the Company proposed a final dividend for the year ended 30 June 2021 of HK10.8 cents per ordinary share with a total amount of approximately HK\$23,193,000. This recommendation is subject to the approval of the Company’s shareholders at the forthcoming annual general meeting.

### ARRANGEMENTS TO ENABLE DIRECTORS TO ACQUIRE SHARES AND DEBENTURES

Except for the share options as described in this report, neither at the end of nor at any time during the year was the Company a party to any arrangement whose objects are, or one of whose objects is, to enable the directors of the Company to acquire benefits by means of the acquisition of shares or debentures of the Company or any other body corporate.

## REPORT OF THE DIRECTORS

### DIRECTORS' INTERESTS IN SHARES AND DEBENTURES

According to the register of directors' shareholdings, the following directors, who held office at the end of the financial year, had an interest in shares of the Company and related corporations (other than wholly-owned subsidiaries) as stated below:

Name of director	Direct interest		Deemed interest	
	At the beginning of the financial year	At the end of the financial year	At the beginning of the financial year	At the end of the financial year
<b>Ordinary shares of the Company</b> (ordinary shares of HK\$0.10 each)				
Mr. Ng Kin Wing, Raymond	–	–	70,639,950	70,639,950
Mr. Ng Mun Kit, Michael	–	–	70,639,950	70,639,950
Mr. Lim Yew Kong, John	100,000	100,000	–	–
	100,000	100,000	147,374,900	147,374,900

Mr. Ng Kin Wing, Raymond and Mr. Ng Mun Kit, Michael, who by virtue of their interests of not less than 20% of the issued capital of the Company, are deemed to have interests in the shares of the subsidiaries of the Company.

There was no change in any of the aforementioned interests between the end of the financial year and 21 July 2021, being 21 days from the end of the financial year.

Except as disclosed in this report, no director of the Company who held office at the end of the financial year had interests in shares, share options, warrants or debentures of the Company, or of related corporations, either at the beginning of the financial year, or date of appointment if later, or at the end of the financial year.

### DIRECTORS' CONTRACTUAL BENEFITS

Except for the directors' remuneration as disclosed in the consolidated financial statements, since the end of the previous financial year, no director of the Company has received or become entitled to receive any benefit by reason of a contract made by the Company, a related corporation with the director, a firm of which the director is a member, or a company in which the director has a substantial financial interest.

## REPORT OF THE DIRECTORS

### SHARE OPTIONS

The 2005 Karin Employee Share Option Scheme (the “**2005 ESOS**”) for employees of the Group including executives and independent directors was adopted on 20 January 2005. Since the adoption of the 2005 ESOS, a total of 12,860,000 share options were granted to the directors and employees of the Group, a total of 12,760,000 share options were exercised and a total of 100,000 share options lapsed due to the resignation of an employee before exercising the share options.

The committee administering the 2005 ESOS comprises three independent directors, namely Mr. Lim Yew Kong, John, Mr. Lawrence Kwan and Mr. Kuan Cheng Tuck.

As at 30 June 2021, there was no outstanding share option held by any directors holding office or employees who received 5% or more of the total number of options granted pursuant to the Scheme.

During the year under review, no share option was granted pursuant to the 2005 ESOS and no share option was exercised. Further details of the 2005 ESOS are set out in note 28 to the financial statements.

Pursuant to a resolution passed at the annual general meeting held on 9 October 2014, the 2005 ESOS was cancelled and the 2014 Karin Employee Share Option Scheme (the “**2014 ESOS**”) has been adopted. Since the adoption of the 2014 ESOS and during the year under review, no share option was granted pursuant to the 2014 ESOS and no share option was exercised. Further details of the 2014 ESOS are set out in note 28 to the financial statements.

### KARIN PERFORMANCE SHARE PLAN

The Karin Performance Share Plan (the “**Plan**”) was adopted on 21 October 2010.

The committee administering the Plan is the Remuneration Committee which comprises the three independent directors, namely Mr. Lim Yew Kong, John, Mr. Lawrence Kwan and Mr. Kuan Cheng Tuck.

During the current financial year and the prior financial year, no treasury share was awarded to employees of the Group.

As at 30 June 2021, save for the above, no shares have been awarded pursuant to the Plan and in particular, no shares were awarded pursuant to the Plan to:

- (i) any directors of the Company;
- (ii) any controlling shareholders and their associates; and
- (iii) any employees of the Group which results in them receiving 5% or more of the total number of shares available under the Plan.

Since the commencement of the Plan, no shares have been awarded to employees of the Group.

The Plan has a maximum duration of ten years and was expired on 21 October 2020. The Plan was renewed at the AGM held on 23 October 2020.

## REPORT OF THE DIRECTORS

### AUDIT AND RISK MANAGEMENT COMMITTEE

The Audit and Risk Management Committee comprises three members, all being independent directors. The current composition is as follows:

Mr. Lim Yew Kong, John (Chairman)  
Mr. Lawrence Kwan  
Mr. Kuan Cheng Tuck

The Audit and Risk Management Committee performs the functions specified in the Listing Manual and the Best Practice Guide of the Singapore Exchange Securities Trading Limited, and the Code of Corporate Governance 2018. The functions performed are detailed in the Report on Corporate Governance on pages 24 to 46 of the Annual Report.

The Audit and Risk Management Committee has nominated Ernst & Young, Certified Public Accountants, Hong Kong for re-appointment as auditors of the Company at the forthcoming annual general meeting. The Audit and Risk Management Committee has conducted an annual review of the non-audit services to satisfy itself that the nature and extent of such services will not prejudice the independence and objectivity of the external auditors before confirming their re-nomination.

### AUDITORS

The auditors, Ernst & Young, Certified Public Accountants, Hong Kong, have expressed their willingness to accept the re-appointment.

On behalf of the board of directors:

---

**Ng Kin Wing, Raymond**

*Executive Director And Executive Chairman*

---

**Ng Mun Kit, Michael**

*Executive Director And Chief Executive Officer*

30 September 2021

## STATEMENT BY THE DIRECTORS

We, Ng Kin Wing, Raymond and Mr. Ng Mun Kit, Michael, being two of the directors of Karin Technology Holdings Limited, do hereby state that, in the opinion of the directors,

- (i) the accompanying consolidated and company statements of financial position, consolidated statement of profit or loss and other comprehensive income, consolidated statement of changes in equity and consolidated statement of cash flows together with notes thereto as set out on pages 58 to 135 are drawn up so as to present fairly, in all material respects, the financial position of the Company and of the Group as at 30 June 2021 and of the results of the business, changes in equity and cash flows of the Group for the year then ended, and
- (ii) at the date of this statement, there are reasonable grounds to believe that the Company will be able to pay its debts as and when they fall due.

On behalf of the board of directors:

---

**Ng Kin Wing, Raymond**

*Executive Director And Executive Chairman*

---

**Ng Mun Kit, Michael**

*Executive Director And Chief Executive Officer*

30 September 2021

## INDEPENDENT AUDITOR'S REPORT



### To the shareholders of Karin Technology Holdings Limited

(Incorporated in Bermuda with limited liability)

### OPINION

We have audited the consolidated financial statements of Karin Technology Holdings Limited (the “**Company**”) and its subsidiaries (the “**Group**”) set out on pages 58 to 135, which comprise the consolidated statement of financial position of the Group and the statement of financial position of the Company as at 30 June 2021, and the consolidated statement of profit or loss and other comprehensive income, the consolidated statement of changes in equity and the consolidated statement of cash flows of the Group for the year then ended, and notes to the consolidated financial statements, including a summary of significant accounting policies.

In our opinion, the consolidated financial statements give a true and fair view of the consolidated financial position of the Group and the financial position of the Company as at 30 June 2021, and of its consolidated financial performance and its consolidated cash flows for the year then ended in accordance with International Financial Reporting Standards (“**IFRSs**”) issued by the International Accounting Standards Board (the “**IASB**”).

### BASIS FOR OPINION

We conducted our audit in accordance with International Standards on Auditing (“**ISAs**”) issued by the International Auditing and Assurance Standards Board. Our responsibilities under those standards are further described in the *Auditor’s responsibilities for the audit of the consolidated financial statements* section of our report. We are independent of the Group in accordance with the *Code of Ethics for Professional Accountants* (the “**Code**”) issued by the Hong Kong Institute of Certified Public Accountants, and we have fulfilled our other ethical responsibilities in accordance with the Code. We believe that the audit evidence we have obtained is sufficient and appropriate to provide a basis for our opinion.

### KEY AUDIT MATTERS

Key audit matters are those matters that, in our professional judgement, were of most significance in our audit of the consolidated financial statements of the current period. These matters were addressed in the context of our audit of the consolidated financial statements as a whole, and in forming our opinion thereon, and we do not provide a separate opinion on these matters. For each matter below, our description of how our audit addressed the matter is provided in that context.

We have fulfilled the responsibilities described in the *Auditor’s responsibilities for the audit of the consolidated financial statements* section of our report, including in relation to these matters. Accordingly, our audit included the performance of procedures designed to respond to our assessment of the risks of material misstatement of the consolidated financial statements. The results of our audit procedures, including the procedures performed to address the matters below, provide the basis for our audit opinion on the accompanying consolidated financial statements.

**INDEPENDENT AUDITOR'S REPORT (continued)**

Key audit matter	How our audit addressed the key audit matter
<p><b>Impairment assessment of trade receivables</b></p> <p>As at 30 June 2021, the Group had trade receivables of HK\$431,468,000, which represented 40% of the total assets of the Group.</p> <p>Significant management judgements and estimations are required in assessing the expected credit losses (“ECLs”) for the trade receivables, with reference to the ageing profile of the trade receivables, historical credit loss experience and both the current and forecast general economic conditions at the reporting date. The Group has engaged an independent professional valuer to assess the ECLs.</p> <p>The related disclosures are included in notes 3 and 19 to the consolidated financial statements.</p>	<p>In evaluating management’s impairment assessment, our procedures included: (i) obtaining evidence of subsequent settlements for trade receivable balances on a sample basis; (ii) involving our internal valuation specialists to assist us to evaluate valuer’s assumptions used to determine the ECLs, including historical credit loss experience of the debtors as well as the forward-looking factors with reference to the related publicly available information; (iii) testing of underlying information in the ageing reports; (iv) evaluating the objectivity, independence and competency of the valuer; and (v) assessing the adequacy of the Group’s disclosures in relation to trade receivables included in the consolidated financial statements.</p>
<p><b>Provision for obsolete and slow-moving inventories</b></p> <p>As at 30 June 2021, the Group recorded inventories of HK\$234,049,000 after provision against obsolete and slow-moving inventories, which accounted for 22% of the total assets of the Group.</p> <p>The provision against obsolete and slow-moving inventories is estimated based on the net realisable value of the inventories with reference to the rapid technological advancement and macroeconomic challenges.</p> <p>We focused on this area because significant judgements and estimations are required due to uncertainty about the impact of technological advancement, product life cycle, market conditions and future sales plans which require management to make judgement based on information available.</p> <p>The disclosures in relation to inventories and provision for obsolete and slow-moving inventories are included in note 3 to the consolidated financial statements.</p>	<p>We evaluated the Group’s forecasted future sales levels based on past experience, subsequent sales status and market-specific considerations.</p> <p>We considered the inventory provisioning estimation and how it was applied. We obtained an understanding of the analyses and assessments made by management with respect to slow moving and obsolete inventories and end-of-life products, including the specific identification of these inventories.</p> <p>We tested the accuracy of the stock ageing report. We also reviewed and tested the calculation of inventory provision with reference to stock ageing analysis and net realisable value of inventories by checking to subsequent sales after the year end.</p>



## INDEPENDENT AUDITOR'S REPORT (continued)

### OTHER INFORMATION INCLUDED IN THE ANNUAL REPORT

The directors of the Company are responsible for the other information. The other information comprises the information included in the Annual Report, other than the consolidated financial statements and our auditor's report thereon.

Our opinion on the consolidated financial statements does not cover the other information and we do not express any form of assurance conclusion thereon.

In connection with our audit of the consolidated financial statements, our responsibility is to read the other information and, in doing so, consider whether the other information is materially inconsistent with the consolidated financial statements or our knowledge obtained in the audit or otherwise appears to be materially misstated. If, based on the work we have performed, we conclude that there is a material misstatement of this other information, we are required to report that fact. We have nothing to report in this regard.

### RESPONSIBILITIES OF THE DIRECTORS FOR THE CONSOLIDATED FINANCIAL STATEMENTS

The directors of the Company are responsible for the preparation of the consolidated financial statements that give a true and fair view in accordance with IFRSs issued by the IASB, and for such internal control as the directors determine is necessary to enable the preparation of consolidated financial statements that are free from material misstatement, whether due to fraud or error.

In preparing the consolidated financial statements, the directors of the Company are responsible for assessing the Group's ability to continue as a going concern, disclosing, as applicable, matters related to going concern and using the going concern basis of accounting unless the directors of the Company either intend to liquidate the Group or to cease operations or have no realistic alternative but to do so.

The directors of the Company are assisted by the Audit and Risk Management Committee in discharging their responsibilities for overseeing the Group's financial reporting process.

### AUDITOR'S RESPONSIBILITIES FOR THE AUDIT OF THE CONSOLIDATED FINANCIAL STATEMENTS

Our objectives are to obtain reasonable assurance about whether the consolidated financial statements as a whole are free from material misstatement, whether due to fraud or error, and to issue an auditor's report that includes our opinion. Our report is made solely to you, as a body, in accordance with section 90 of the Bermuda Companies Act 1981, and for no other purpose. We do not assume responsibility towards or accept liability to any other person for the contents of this report.

Reasonable assurance is a high level of assurance, but is not a guarantee that an audit conducted in accordance with ISAs will always detect a material misstatement when it exists. Misstatements can arise from fraud or error and are considered material if, individually or in the aggregate, they could reasonably be expected to influence the economic decisions of users taken on the basis of these consolidated financial statements.

## INDEPENDENT AUDITOR'S REPORT (continued)

As part of an audit in accordance with ISAs, we exercise professional judgement and maintain professional scepticism throughout the audit. We also:

- Identify and assess the risks of material misstatement of the consolidated financial statements, whether due to fraud or error, design and perform audit procedures responsive to those risks, and obtain audit evidence that is sufficient and appropriate to provide a basis for our opinion. The risk of not detecting a material misstatement resulting from fraud is higher than for one resulting from error, as fraud may involve collusion, forgery, intentional omissions, misrepresentations, or the override of internal control.
- Obtain an understanding of internal control relevant to the audit in order to design audit procedures that are appropriate in the circumstances, but not for the purpose of expressing an opinion on the effectiveness of the Group's internal control.
- Evaluate the appropriateness of accounting policies used and the reasonableness of accounting estimates and related disclosures made by the directors.
- Conclude on the appropriateness of the directors' use of the going concern basis of accounting and, based on the audit evidence obtained, whether a material uncertainty exists related to events or conditions that may cast significant doubt on the Group's ability to continue as a going concern. If we conclude that a material uncertainty exists, we are required to draw attention in our auditor's report to the related disclosures in the consolidated financial statements or, if such disclosures are inadequate, to modify our opinion. Our conclusions are based on the audit evidence obtained up to the date of our auditor's report. However, future events or conditions may cause the Group to cease to continue as a going concern.
- Evaluate the overall presentation, structure and content of the consolidated financial statements, including the disclosures, and whether the consolidated financial statements represent the underlying transactions and events in a manner that achieves fair presentation.
- Obtain sufficient appropriate audit evidence regarding the financial information of the entities or business activities within the Group to express an opinion on the consolidated financial statements. We are responsible for the direction, supervision and performance of the group audit. We remain solely responsible for our audit opinion.

We communicate with the Audit and Risk Management Committee regarding, among other matters, the planned scope and timing of the audit and significant audit findings, including any significant deficiencies in internal control that we identify during our audit.

We also provide the Audit and Risk Management Committee with a statement that we have complied with relevant ethical requirements regarding independence and to communicate with them all relationships and other matters that may reasonably be thought to bear on our independence, and where applicable, actions taken to eliminate threats or safeguards applied.

## INDEPENDENT AUDITOR'S REPORT (continued)

From the matters communicated with the Audit and Risk Management Committee, we determine those matters that were of most significance in the audit of the consolidated financial statements of the current period and are therefore the key audit matters. We describe these matters in our auditor's report unless law or regulation precludes public disclosure about the matter or when, in extremely rare circumstances, we determine that a matter should not be communicated in our report because the adverse consequences of doing so would reasonably be expected to outweigh the public interest benefits of such communication.

The engagement partner on the audit resulting in this independent auditor's report is Mr. Chung Chi Ming.

### **Ernst & Young**

*Certified Public Accountants*  
27th Floor, One Taikoo Place  
979 King's Road, Quarry Bay  
Hong Kong

30 September 2021

## CONSOLIDATED STATEMENT OF PROFIT OR LOSS AND OTHER COMPREHENSIVE INCOME

Year ended 30 June 2021

	Notes	2021 HK\$'000	2020 HK\$'000
REVENUE	5	1,875,571	1,766,383
Cost of sales		(1,701,935)	(1,620,578)
Gross profit		173,636	145,805
Other income and gains, net	5	16,126	9,143
Selling and distribution costs		(76,566)	(66,268)
Administrative expenses		(67,246)	(62,574)
Other expenses, net		(7,623)	(16,061)
Finance costs	7	(1,393)	(3,099)
Share of profit of an associate		162	993
PROFIT BEFORE TAX	6	37,096	7,939
Income tax expense	8	(6,035)	(2,931)
PROFIT FOR THE YEAR		31,061	5,008
OTHER COMPREHENSIVE INCOME/(LOSS)			
Items that may be reclassified to profit or loss in subsequent periods:			
Exchange differences on translation of foreign operations		13,074	(4,611)
Share of other comprehensive income/(loss) of an associate		448	(9)
OTHER COMPREHENSIVE INCOME/(LOSS) FOR THE YEAR, NET OF TAX		13,522	(4,620)
TOTAL COMPREHENSIVE INCOME FOR THE YEAR		44,583	388
Profit/(loss) for the year attributable to:			
Owners of the Company		32,435	4,800
Non-controlling interests		(1,374)	208
		31,061	5,008
Total comprehensive income/(loss) attributable to:			
Owners of the Company		45,794	164
Non-controlling interests		(1,211)	224
		44,583	388
EARNINGS PER SHARE ATTRIBUTABLE TO ORDINARY SHAREHOLDERS OF THE COMPANY (HK cents)	10		
Basic and diluted		15.1	2.2

Details of dividends for the year are disclosed in note 9 to the financial statements.

**CONSOLIDATED STATEMENT OF FINANCIAL POSITION**

30 June 2021

	Notes	30 June 2021 HK\$'000	30 June 2020 HK\$'000
<b>NON-CURRENT ASSETS</b>			
Property, plant and equipment	11	54,477	102,741
Investment properties	12	16,692	42,123
Goodwill	14	2,098	2,098
Investment in an associate	16	3,662	3,413
Deferred tax assets	26	7,542	7,923
Right-of-use assets	13	2,452	1,215
Prepayments and other assets	20	20,286	8,809
Total non-current assets		<b>107,209</b>	168,322
<b>CURRENT ASSETS</b>			
Inventories	18	234,049	170,071
Trade and bills receivables	19	453,206	339,893
Prepayments, other receivables and other assets	20	138,010	128,745
Financial asset at fair value through profit or loss	17	1,218	1,171
Derivative financial instrument	21	–	145
Cash and cash equivalents	22	73,732	86,711
Assets classified as held for sale	23	900,215 72,740	726,736 –
Total current assets		<b>972,955</b>	726,736
<b>CURRENT LIABILITIES</b>			
Trade payables	24	283,383	199,654
Other payables and accruals	24	177,436	164,511
Tax payable		5,512	8,587
Derivative financial instrument	21	52	–
Interest-bearing bank and other borrowings	25	133,860	85,276
Lease liabilities	13	1,143	948
Liabilities directly associated with assets classified as held for sale	23	601,386 4,892	458,976 –
Total current liabilities		<b>606,278</b>	458,976
NET CURRENT ASSETS		<b>366,677</b>	267,760
TOTAL ASSETS LESS CURRENT LIABILITIES		<b>473,886</b>	436,082

**CONSOLIDATED STATEMENT OF FINANCIAL POSITION (continued)**

30 June 2021

	Notes	30 June 2021 HK\$'000	30 June 2020 HK\$'000
<b>NON-CURRENT LIABILITIES</b>			
Deferred tax liabilities	26	604	2,236
Other payables and accruals	24	16,098	6,346
Other borrowings	25	166	264
Lease liabilities	13	1,236	–
Total non-current liabilities		<b>18,104</b>	8,846
Net assets		<b>455,782</b>	427,236
<b>EQUITY</b>			
<b>Equity attributable to owners of the Company</b>			
Issued capital	27	21,476	21,476
Treasury shares	27	(19)	(19)
Reserves	29	436,146	406,243
		<b>457,603</b>	427,700
<b>Non-controlling interests</b>		<b>(1,821)</b>	(464)
Total equity		<b>455,782</b>	427,236

**Ng Kin Wing, Raymond**  
Executive Director And Executive Chairman

**Ng Mun Kit, Michael**  
Executive Director And Chief Executive Officer

## CONSOLIDATED STATEMENT OF CHANGES IN EQUITY

Year ended 30 June 2021

	Attributable to owners of the Company											Non-controlling interests HK\$'000	Total equity HK\$'000
	Note	Issued capital HK\$'000 (Note 27 (i))	Treasury shares HK\$'000 (Note 27 (ii))	Share premium account HK\$'000 (Note 27 (i))	Contributed surplus HK\$'000 (Note 29 (a)(i))	Land and buildings revaluation reserve HK\$'000	General reserve HK\$'000 (Note 29 (a)(ii))	Other reserve HK\$'000 (Note 29 (a)(iii))	Exchange fluctuation reserve HK\$'000	Retained profits HK\$'000	Total HK\$'000		
At 1 July 2019		21,476	(19)	45,885	898	57,810	3,083	(890)	(1,817)	326,236	452,662	(688)	451,974
Profit for the year		-	-	-	-	-	-	-	-	4,800	4,800	208	5,008
Other comprehensive income/ (loss) for the year:													
Exchange differences on translation of foreign operations		-	-	-	-	-	-	-	(4,627)	-	(4,627)	16	(4,611)
Share of other comprehensive loss of an associate		-	-	-	-	-	-	-	(9)	-	(9)	-	(9)
Total comprehensive income/ (loss) for the year		-	-	-	-	-	-	-	(4,636)	4,800	164	224	388
Final 2019 dividend paid		-	-	-	-	-	-	-	-	(16,750)	(16,750)	-	(16,750)
Interim 2020 dividend paid	9	-	-	-	-	-	-	-	-	(8,376)	(8,376)	-	(8,376)
Transfer between reserves of a subsidiary		-	-	-	-	-	258	-	-	(258)	-	-	-
At 30 June 2020		21,476	(19)	45,885*	898*	57,810*	3,341*	(890)*	(6,453)*	305,652*	427,700	(464)	427,236

**CONSOLIDATED STATEMENT OF CHANGES IN EQUITY (continued)**

Year ended 30 June 2021

Note	Attributable to owners of the Company											Total equity HK\$'000
	Issued capital HK\$'000 (Note 27 (i))	Treasury shares HK\$'000 (Note 27 (ii))	Share premium account HK\$'000 (Note 27 (i))	Contributed surplus HK\$'000 (Note 29 (a)(i))	Land and buildings revaluation reserve HK\$'000	General reserve HK\$'000 (Note 29 (a)(ii))	Other reserve HK\$'000 (Note 29 (a)(iii))	Exchange fluctuation reserve HK\$'000	Retained profits HK\$'000	Total HK\$'000	Non-controlling interests HK\$'000	
At 1 July 2020	21,476	(19)	45,885	898	57,810	3,341	(890)	(6,453)	305,652	427,700	(464)	427,236
Profit/(loss) for the year	-	-	-	-	-	-	-	-	32,435	32,435	(1,374)	31,061
Other comprehensive income for the year:												
Exchange differences on translation of foreign operations	-	-	-	-	-	-	-	12,911	-	12,911	163	13,074
Share of other comprehensive income of an associate	-	-	-	-	-	-	-	448	-	448	-	448
Total comprehensive income/(loss) for the year	-	-	-	-	-	-	-	13,359	32,435	45,794	(1,211)	44,583
Final 2020 dividend paid	9	-	-	-	-	-	-	-	(9,878)	(9,878)	-	(9,878)
Interim 2021 dividend paid	9	-	-	-	-	-	-	-	(6,013)	(6,013)	-	(6,013)
Dividend paid to a non-controlling shareholder	-	-	-	-	-	-	-	-	-	-	(146)	(146)
Transfer between reserves of a subsidiary	-	-	-	-	-	94	-	-	(94)	-	-	-
At 30 June 2021	21,476	(19)	45,885*	898*	57,810*	3,435*	(890)*	6,906*	322,102*	457,603	(1,821)	455,782

\* These reserve accounts comprise the consolidated reserves of HK\$436,146,000 (2020: HK\$406,243,000) in the consolidated statement of financial position.



**CONSOLIDATED STATEMENT OF CASH FLOWS**

Year ended 30 June 2021

	Notes	2021 HK\$'000	2020 HK\$'000
<b>CASH FLOWS FROM OPERATING ACTIVITIES</b>			
Profit before tax		<b>37,096</b>	7,939
Adjustments for:			
Bank interest income	5	<b>(713)</b>	(618)
Fair value (gains)/losses on investment properties, net	6	<b>(1,190)</b>	6,622
Reversal of write-down of inventories to net realisable value, net	6	<b>(5,913)</b>	(3,235)
Depreciation of property, plant and equipment	6	<b>9,293</b>	10,149
Depreciation of right-of-use assets	6	<b>1,509</b>	1,501
Fair value loss/(gain) on derivative financial instrument	6	<b>197</b>	(213)
Fair value gain on financial asset at fair value through profit or loss	6	<b>(47)</b>	(154)
Impairment of trade receivables, net	6	<b>6,552</b>	3,964
Loss on disposal of an associate	6	–	4,400
Loss on disposal of items of property, plant and equipment	6	<b>154</b>	26
Gain on rent concession	5	<b>(63)</b>	(92)
Finance costs	7	<b>1,393</b>	3,099
Share of profit of an associate		<b>(162)</b>	(993)
		<b>48,106</b>	32,395
(Increase)/decrease in inventories		<b>(58,635)</b>	9,630
(Increase)/decrease in trade and bills receivables		<b>(114,496)</b>	56,346
Decrease in financial assets at fair value through other comprehensive income		–	950
Increase in prepayments, other receivables and other assets		<b>(20,686)</b>	(20,301)
Increase/(decrease) in trade payables		<b>81,306</b>	(9,753)
Increase in other payables and accruals		<b>24,253</b>	627
Cash (used in)/generated from operations		<b>(40,152)</b>	69,894
Interest paid	7	<b>(1,393)</b>	(3,099)
Income tax (paid)/refunded		<b>(7,454)</b>	325
<b>Net cash flows (used in)/from operating activities</b>		<b>(48,999)</b>	67,120

**CONSOLIDATED STATEMENT OF CASH FLOWS (continued)**

Year ended 30 June 2021

	Notes	2021 HK\$'000	2020 HK\$'000
<b>CASH FLOWS FROM INVESTING ACTIVITIES</b>			
Purchases of items of property, plant and equipment		<b>(1,703)</b>	(1,856)
Proceeds from disposal of property, plant and equipment		<b>139</b>	–
Proceeds from disposal of an associate		–	2,500
Proceeds from sales of investment properties		–	13,161
Dividend from an associate		<b>361</b>	334
Interest received		<b>713</b>	618
<b>Net cash flows (used in)/from investing activities</b>		<b>(490)</b>	14,757
<b>CASH FLOWS FROM FINANCING ACTIVITIES</b>			
New bank and other borrowings		<b>954,147</b>	626,499
Repayment of bank and other borrowings		<b>(908,587)</b>	(667,335)
Principal portion of lease payments		<b>(1,329)</b>	(1,319)
Dividends paid to owners of the Company		<b>(15,891)</b>	(25,126)
Dividend paid to a non-controlling shareholder		<b>(146)</b>	–
<b>Net cash flows from/(used in) financing activities</b>		<b>28,194</b>	(67,281)
<b>NET (DECREASE)/INCREASE IN CASH AND CASH EQUIVALENTS</b>		<b>(21,295)</b>	14,596
Cash and cash equivalents at beginning of financial year		<b>86,711</b>	73,227
Cash and cash equivalents included in assets classified as held for sale	23	<b>(269)</b>	–
Effect of foreign exchange rate changes, net		<b>5,566</b>	(1,112)
<b>CASH AND CASH EQUIVALENTS AT END OF FINANCIAL YEAR</b>		<b>70,713</b>	86,711
<b>ANALYSIS OF BALANCES OF CASH AND CASH EQUIVALENTS</b>			
Cash and bank balances as stated in the consolidated statement of financial position	22	<b>73,732</b>	86,711
Bank overdraft	25	<b>(3,019)</b>	–
<b>Cash and cash equivalents as stated in the consolidated statement of cash flows</b>		<b>70,713</b>	86,711

**STATEMENT OF FINANCIAL POSITION**

30 June 2021

	Notes	2021 HK\$'000	2020 HK\$'000
<b>NON-CURRENT ASSETS</b>			
Investments in subsidiaries	15	<b>76,308</b>	76,308
<b>CURRENT ASSETS</b>			
Prepayments		<b>2</b>	47
Amounts due from subsidiaries	15(b)	<b>52,637</b>	50,867
Cash and cash equivalents	22	<b>235</b>	230
Total current assets		<b>52,874</b>	51,144
<b>CURRENT LIABILITIES</b>			
Amount due to a subsidiary	15(b)	<b>2,662</b>	2,283
Accruals	24	<b>3,362</b>	2,091
Total current liabilities		<b>6,024</b>	4,374
NET CURRENT ASSETS		<b>46,850</b>	46,770
Net assets		<b>123,158</b>	123,078
<b>EQUITY</b>			
Issued capital	27	<b>21,476</b>	21,476
Treasury shares	27	<b>(19)</b>	(19)
Reserves	29(b)	<b>101,701</b>	101,621
Total equity		<b>123,158</b>	123,078

**Ng Kin Wing, Raymond**

Executive Director And Executive Chairman

**Ng Mun Kit, Michael**

Executive Director And Chief Executive Officer

## NOTES TO FINANCIAL STATEMENTS

30 June 2021

### 1. CORPORATE INFORMATION

Karin Technology Holdings Limited (the “**Company**”) is a limited liability company incorporated in Bermuda. The registered office of the Company is located at Clarendon House, 2 Church Street, Hamilton, HM11, Bermuda. The principal place of business of the Company is located at 2nd Floor, Karin Building, 166 Wai Yip Street, Kwun Tong, Kowloon, Hong Kong.

During the year, the Company and its subsidiaries (collectively referred to as the “**Group**”) were involved in the following principal activities:

- (i) the distribution of electronic components (“**Components Distribution**”);
- (ii) the provision of computer data storage management solutions and services (“**IT Infrastructure**”); and
- (iii) the distribution and retailing of consumer electronics products (“**Consumer Electronics Products**”).

### 2.1 BASIS OF PREPARATION

These financial statements have been prepared in accordance with International Financial Reporting Standards issued by the International Accounting Standards Board. They have been prepared the historical cost convention, except for investment properties, financial asset at fair value through profit or loss and derivative financial instrument which have been measured at fair value. These financial statements are presented in Hong Kong dollars and all values are rounded to the nearest thousand (HK\$’000) except when otherwise indicated.

#### BASIS OF CONSOLIDATION

The consolidated financial statements include the financial statements of the Company and its subsidiaries for the year ended 30 June 2021. A subsidiary is an entity (including a structured entity), directly or indirectly, controlled by the Company. Control is achieved when the Group is exposed, or has rights, to variable returns from its involvement with the investee and has the ability to affect those returns through its power over the investee (i.e., existing rights that give the Group the current ability to direct the relevant activities of the investee).

When the Company has, directly or indirectly, less than a majority of the voting or similar rights of an investee, the Group considers all relevant facts and circumstances in assessing whether it has power over an investee, including:

- (a) the contractual arrangement with the other vote holders of the investee;
- (b) rights arising from other contractual arrangements; and
- (c) the Group’s voting rights and potential voting rights.

The financial statements of the subsidiaries are prepared for the same reporting period as the Company. The results of subsidiaries are consolidated from the date on which the Group obtains control, and continue to be consolidated until the date that such control ceases. Adjustments are made to bring into line any dissimilar accounting policies that may exist.

## NOTES TO FINANCIAL STATEMENTS

30 June 2021

### 2.2 CHANGES IN ACCOUNTING POLICIES AND DISCLOSURES

The Group has adopted the *Conceptual Framework for Financial Reporting 2018* and the following revised IFRSs for the first time in the preparation of the Group's consolidated financial statements for the financial year ended 30 June 2021:

Amendments to IFRS 3	<i>Definition of a Business</i>
Amendments to IFRS 9, IAS 39 and IFRS 7	<i>Interest Rate Benchmark Reform</i>
Amendment to IFRS 16	<i>Covid-19-Related Rent Concessions beyond 30 June 2021</i> (early adopted)
Amendments to IAS 1 and IAS 8	<i>Definition of Material</i>

The nature and the impact of the *Conceptual Framework for Financial Reporting 2018* and the revised IFRSs are described below:

- (a) *Conceptual Framework for Financial Reporting 2018* (the "**Conceptual Framework**") sets out a comprehensive set of concepts for financial reporting and standard setting, and provides guidance for preparers of financial statements in developing consistent accounting policies and assistance to all parties to understand and interpret the standards. The Conceptual Framework includes new chapters on measurement and reporting financial performance, new guidance on the derecognition of assets and liabilities, and updated definitions and recognition criteria for assets and liabilities. It also clarifies the roles of stewardship, prudence and measurement uncertainty in financial reporting. The Conceptual Framework is not a standard, and none of the concepts contained therein override the concepts or requirements in any standard. The Conceptual Framework did not have any significant impact on the financial position and performance of the Group.
- (b) Amendments to IFRS 3 clarify and provide additional guidance on the definition of a business. The amendments clarify that for an integrated set of activities and assets to be considered a business, it must include, at a minimum, an input and a substantive process that together significantly contribute to the ability to create output. A business can exist without including all of the inputs and processes needed to create outputs. The amendments remove the assessment of whether market participants are capable of acquiring the business and continue to produce outputs. Instead, the focus is on whether acquired inputs and acquired substantive processes together significantly contribute to the ability to create outputs. The amendments have also narrowed the definition of outputs to focus on goods or services provided to customers, investment income or other income from ordinary activities. Furthermore, the amendments provide guidance to assess whether an acquired process is substantive and introduce an optional fair value concentration test to permit a simplified assessment of whether an acquired set of activities and assets is not a business. The Group has applied the amendments prospectively to transactions or other events that occurred on or after 1 July 2020. The amendments did not have any impact on the financial position and performance of the Group.
- (c) Amendments to IFRS 9, IAS 39 and IFRS 7 address issues affecting financial reporting in the period before the replacement of an existing interest rate benchmark with an alternative risk-free rate ("**RFR**"). The amendments provide temporary reliefs which enable hedge accounting to continue during the period of uncertainty before the introduction of the alternative RFR. In addition, the amendments require companies to provide additional information to investors about their hedging relationships which are directly affected by these uncertainties. The amendments did not have any impact on the financial position and performance of the Group as the Group does not have any interest rate hedging relationships.

## NOTES TO FINANCIAL STATEMENTS

30 June 2021

### 2.2 CHANGES IN ACCOUNTING POLICIES AND DISCLOSURES (continued)

- (d) Amendment to IFRS 16 issued in March 2021 extends the availability of the practical expedient for lessees to elect not to apply lease modification accounting for rent concessions arising as a direct consequence of the COVID-19 pandemic by 12 months. Accordingly, the practical expedient applies to rent concessions for which any reduction in lease payments affects only payments originally due on or before 30 June 2022, provided the other conditions for applying the practical expedient are met. The amendment is effective retrospectively for annual periods beginning on or after 1 April 2021 with any cumulative effect of initially applying the amendment recognised as an adjustment to the opening balance of retained profits at the beginning of the current accounting period. Earlier application is permitted.

The Group has early adopted the amendment on 1 July 2020 and applied the practical expedient during the year ended 30 June 2021 to all rent concessions granted by the lessors that affected only payments originally due on or before 30 June 2022 as a direct consequence of the COVID-19 pandemic. The amendment did not have any significant impact on the financial position and performance of the Group.

- (e) Amendments to IAS 1 and IAS 8 provide a new definition of material. The new definition states that information is material if omitting, misstating or obscuring it could reasonably be expected to influence decisions that the primary users of general purpose financial statements make on the basis of those financial statements. The amendments clarify that materiality will depend on the nature or magnitude of information, or both. The amendments did not have any significant impact on the financial position and performance of the Group.

### 2.3 ISSUED BUT NOT YET EFFECTIVE IFRSs

The Group has not applied the following new and revised IFRSs, that have been issued but are not yet effective, in these financial statements.

Amendments to IFRS 3	<i>Reference to the Conceptual Framework<sup>2</sup></i>
Amendments to IFRS 9, IAS 39, IFRS 7, IFRS 4 and IFRS 16	<i>Interest Rate Benchmark Reform – Phase 2<sup>1</sup></i>
Amendments to IFRS 10 and IAS 28	<i>Sale or Contribution of Assets between an Investor and its Associate or Joint Venture<sup>4</sup></i>
IFRS 17	<i>Insurance Contracts<sup>3</sup></i>
Amendments to IFRS 17	<i>Insurance Contracts<sup>3,5</sup></i>
Amendments to IAS 1	<i>Classification of Liabilities as Current or Non-current<sup>3</sup></i>
Amendments to IAS 1	<i>Disclosure of Accounting Policies<sup>3</sup></i>
Amendments to IAS 8	<i>Definition of Accounting Estimates<sup>3</sup></i>
Amendments to IAS 12	<i>Deferred Tax related to Assets and Liabilities arising from a Single Transaction<sup>3</sup></i>
Amendments to IAS 16	<i>Property, Plant and Equipment: Proceeds before Intended Use<sup>2</sup></i>
Amendments to IAS 37	<i>Onerous Contracts – Cost of Fulfilling a Contract<sup>2</sup></i>
<i>Annual Improvements to IFRSs 2018-2020</i>	<i>Amendments to IFRS 1, IFRS 9, Illustrative Examples accompanying IFRS 16, and IAS 41<sup>2</sup></i>

## NOTES TO FINANCIAL STATEMENTS

30 June 2021

### 2.3 ISSUED BUT NOT YET EFFECTIVE IFRSs (continued)

- 1 Effective for annual periods beginning on or after 1 January 2021
- 2 Effective for annual periods beginning on or after 1 January 2022
- 3 Effective for annual periods beginning on or after 1 January 2023
- 4 No mandatory effective date yet determined but available for adoption
- 5 As a consequence of the amendments to IFRS 17 issued in June 2020, IFRS 4 was amended to extend the temporary exemption that permits insurers to apply IAS 39 rather than IFRS 9 for annual periods beginning before 1 January 2023

The Group is still in the process of assessing the impact of the above new and revised IFRSs. Further information about those IFRSs that are expected to be applicable to the Group is described below.

Amendments to IFRS 3 are intended to replace a reference to the previous *Framework for the Preparation and Presentation of Financial Statements* with a reference to the *Conceptual Framework for Financial Reporting* issued in March 2018 without significantly changing its requirements. The amendments also add to IFRS 3 an exception to its recognition principle for an entity to refer to the Conceptual Framework to determine what constitutes an asset or a liability. The exception specifies that, for liabilities and contingent liabilities that would be within the scope of IAS 37 or IFRIC-Int 21 if they were incurred separately rather than assumed in a business combination, an entity applying IFRS 3 should refer to IAS 37 or IFRIC-Int 21 respectively instead of the Conceptual Framework. Furthermore, the amendments clarify that contingent assets do not qualify for recognition at the acquisition date. The Group expects to adopt the amendments prospectively from 1 January 2022. Since the amendments apply prospectively to business combinations for which the acquisition date is on or after the date of first application, the Group will not be affected by these amendments on the date of transition.

Amendments to IFRS 9, IAS 39, IFRS 7, IFRS 4 and IFRS 16 address issues not dealt with in the previous amendments which affect financial reporting when an existing interest rate benchmark is replaced with an alternative RFR. The Phase 2 amendments provide a practical expedient to allow the effective interest rate to be updated without adjusting the carrying amount when accounting for changes in the basis for determining the contractual cash flows of financial assets and liabilities, if the change is a direct consequence of the interest rate benchmark reform and the new basis for determining the contractual cash flows is economically equivalent to the previous basis immediately preceding the change. In addition, the amendments permit changes required by the interest rate benchmark reform to be made to hedge designations and hedge documentation without the hedging relationship being discontinued. Any gains or losses that could arise on transition are dealt with through the normal requirements of IFRS 9 to measure and recognise hedge ineffectiveness. The amendments also provide a temporary relief to entities from having to meet the separately identifiable requirement when an RFR is designated as a risk component. The relief allows an entity, upon designation of the hedge, to assume that the separately identifiable requirement is met, provided the entity reasonably expects the RFR risk component to become separately identifiable within the next 24 months. Furthermore, the amendments require an entity to disclose additional information to enable users of financial statements to understand the effect of interest rate benchmark reform on an entity's financial instruments and risk management strategy. The amendments are effective for annual periods beginning on or after 1 January 2021 and shall be applied retrospectively, but entities are not required to restate the comparative information.

## NOTES TO FINANCIAL STATEMENTS

30 June 2021

### 2.3 ISSUED BUT NOT YET EFFECTIVE IFRSs (continued)

Amendments to IFRS 10 and IAS 28 address an inconsistency between the requirements in IFRS 10 and in IAS 28 in dealing with the sale or contribution of assets between an investor and its associate or joint venture. The amendments require a full recognition of a gain or loss when the sale or contribution of assets between an investor and its associate or joint venture constitutes a business. For a transaction involving assets that do not constitute a business, a gain or loss resulting from the transaction is recognised in the investor's profit or loss only to the extent of the unrelated investor's interest in that associate or joint venture. The amendments are to be applied prospectively. The previous mandatory effective date of amendments to IFRS 10 and IAS 28 was removed by the IASB in December 2015 and a new mandatory effective date will be determined after the completion of a broader review of accounting for associates and joint ventures. However, the amendments are available for adoption now.

Amendments to IAS 1 clarify the requirements for classifying liabilities as current or non-current. The amendments specify that if an entity's right to defer settlement of a liability is subject to the entity complying with specified conditions, the entity has a right to defer settlement of the liability at the end of the reporting period if it complies with those conditions at that date. Classification of a liability is unaffected by the likelihood that the entity will exercise its right to defer settlement of the liability. The amendments also clarify the situations that are considered a settlement of a liability. The amendments are effective for annual periods beginning on or after 1 January 2023 and shall be applied retrospectively. Earlier application is permitted. The amendments are not expected to have any significant impact on the Group's financial statements.

Amendments to IAS 16 prohibit an entity from deducting from the cost of an item of property, plant and equipment any proceeds from selling items produced while bringing that asset to the location and condition necessary for it to be capable of operating in the manner intended by management. Instead, an entity recognises the proceeds from selling any such items, and the cost of those items, in profit or loss. The amendments are effective for annual periods beginning on or after 1 January 2022 and shall be applied retrospectively only to items of property, plant and equipment made available for use on or after the beginning of the earliest period presented in the financial statements in which the entity first applies the amendments. Earlier application is permitted. The amendments are not expected to have any significant impact on the Group's financial statements.

Amendments to IAS 37 clarify that for the purpose of assessing whether a contract is onerous under IAS 37, the cost of fulfilling the contract comprises the costs that relate directly to the contract. Costs that relate directly to a contract include both the incremental costs of fulfilling that contract (e.g., direct labour and materials) and an allocation of other costs that relate directly to fulfilling that contract (e.g., an allocation of the depreciation charge for an item of property, plant and equipment used in fulfilling the contract as well as contract management and supervision costs). General and administrative costs do not relate directly to a contract and are excluded unless they are explicitly chargeable to the counterparty under the contract. The amendments are effective for annual periods beginning on or after 1 January 2022 and shall be applied to contracts for which an entity has not yet fulfilled all its obligations at the beginning of the annual reporting period in which it first applies the amendments. Earlier application is permitted. Any cumulative effect of initially applying the amendments shall be recognised as an adjustment to the opening equity at the date of initial application without restating the comparative information. The amendments are not expected to have any significant impact on the Group's financial statements.



## NOTES TO FINANCIAL STATEMENTS

30 June 2021

### 2.3 ISSUED BUT NOT YET EFFECTIVE IFRSs (continued)

*Annual Improvements to IFRSs 2018-2020* sets out amendments to IFRS 1, IFRS 9, Illustrative Examples accompanying IFRS 16, and IAS 41. Details of the amendments that are expected to be applicable to the Group are as follows:

- IFRS 9 *Financial Instruments*: clarifies the fees that an entity includes when assessing whether the terms of a new or modified financial liability are substantially different from the terms of the original financial liability. These fees include only those paid or received between the borrower and the lender, including fees paid or received by either the borrower or lender on the other's behalf. An entity applies the amendment to financial liabilities that are modified or exchanged on or after the beginning of the annual reporting period in which the entity first applies the amendment. The amendment is effective for annual periods beginning on or after 1 January 2022. Earlier application is permitted. The amendment is not expected to have a significant impact on the Group's financial statements.
- IFRS 16 *Leases*: removes the illustration of payments from the lessor relating to leasehold improvements in Illustrative Example 13 accompanying IFRS 16. This removes potential confusion regarding the treatment of lease incentives when applying IFRS 16.

### 2.4 SUMMARY OF SIGNIFICANT ACCOUNTING POLICIES

#### INVESTMENT IN AN ASSOCIATE

An associate is an entity in which the Group has a long term interest of generally not less than 20% of the equity voting rights and over which it is in a position to exercise significant influence. Significant influence is the power to participate in the financial and operating policy decisions of the investee, but is not control or joint control over those policies.

The Group's investment in an associate is stated in the consolidated statement of financial position at the Group's share of net assets under the equity method of accounting, less any impairment losses. Adjustments are made to bring into line any dissimilar accounting policies that may exist.

The Group's share of the post-acquisition results and other comprehensive income of an associate is included in profit or loss and other comprehensive income, respectively. In addition, when there has been a change recognised directly in the equity of the associate, the Group recognises its share of any changes, when applicable, in the consolidated statement of changes in equity. Unrealised gains and losses resulting from transactions between the Group and its associate are eliminated to the extent of the Group's investment in an associate, except where unrealised losses provide evidence of an impairment of the assets transferred. Goodwill arising from the acquisition of the associates is included as part of the Group's investment in an associate.

If an investment in an associate becomes an investment in a joint venture or vice versa, the retained interest is not remeasured. Instead, the investment continues to be accounted for under the equity method. In all other cases, upon loss of significant influence over the associate, the Group measures and recognises any retained investment at its fair value. Any difference between the carrying amount of the associate upon loss of significant influence and the fair value of the retained investment and proceeds from disposal is recognised in profit or loss.

## NOTES TO FINANCIAL STATEMENTS

30 June 2021

### 2.4 SUMMARY OF SIGNIFICANT ACCOUNTING POLICIES (continued)

#### BUSINESS COMBINATIONS AND GOODWILL

Business combinations are accounted for using the acquisition method. The consideration transferred is measured at the acquisition date fair value which is the sum of the acquisition date fair values of assets transferred by the Group and liabilities assumed by the Group to the former owners of the acquiree. For each business combination, the Group elects whether to measure the non-controlling interests in the acquiree that are present ownership interests and entitle their holders to a proportionate share of net assets in the event of liquidation at fair value or at the proportionate share of the acquiree's identifiable net assets. All other components of non-controlling interests are measured at fair value. Acquisition-related costs are expensed as incurred.

The Group determines that it has acquired a business when the acquired set of activities and assets includes an input and a substantive process that together significantly contribute to the ability to create outputs.

When the Group acquires a business, it assesses the financial assets and liabilities assumed for appropriate classification and designation in accordance with the contractual terms, economic circumstances and pertinent conditions as at the acquisition date. This includes the separation of embedded derivatives in host contracts of the acquiree.

Goodwill is initially measured at cost, being the excess of the aggregate of the consideration transferred, the amount recognised for non-controlling interests and any fair value of the Group's previously held equity interests in the acquiree over the identifiable net assets acquired and liabilities assumed. If the sum of this consideration and other items is lower than the fair value of the net assets acquired, the difference is, after reassessment, recognised in profit or loss as a gain on bargain purchase.

After initial recognition, goodwill is measured at cost less any accumulated impairment losses. Goodwill is tested for impairment annually or more frequently if events or changes in circumstances indicate that the carrying value may be impaired. The Group performs its annual impairment test of goodwill as at 30 June. For the purpose of impairment testing, goodwill acquired in a business combination is, from the acquisition date, allocated to each of the Group's cash-generating units, or groups of cash-generating units, that are expected to benefit from the synergies of the combination, irrespective of whether other assets or liabilities of the Group are assigned to those units or groups of units.

Impairment is determined by assessing the recoverable amount of the cash-generating unit (group of cash-generating units) to which the goodwill relates. Where the recoverable amount of the cash-generating unit (group of cash-generating units) is less than the carrying amount, an impairment loss is recognised. An impairment loss recognised for goodwill is not reversed in a subsequent period.

Where goodwill has been allocated to a cash-generating unit (or group of cash-generating units) and part of the operation within that unit is disposed of, the goodwill associated with the operation disposed of is included in the carrying amount of the operation when determining the gain or loss on the disposal. Goodwill disposed of in these circumstances is measured based on the relative value of the operation disposed of and the portion of the cash-generating unit retained.

## NOTES TO FINANCIAL STATEMENTS

30 June 2021

### 2.4 SUMMARY OF SIGNIFICANT ACCOUNTING POLICIES (continued)

#### FAIR VALUE MEASUREMENT

The Group measures its investment properties, financial asset at fair value through profit or loss and derivative financial instrument at fair value at the end of each reporting period. Fair value is the price that would be received to sell an asset or paid to transfer a liability in an orderly transaction between market participants at the measurement date. The fair value measurement is based on the presumption that the transaction to sell the asset or transfer the liability takes place either in the principal market for the asset or liability, or in the absence of a principal market, in the most advantageous market for the asset or liability. The principal or the most advantageous market must be accessible by the Group. The fair value of an asset or a liability is measured using the assumptions that market participants would use when pricing the asset or liability, assuming that market participants act in their economic best interest.

A fair value measurement of a non-financial asset takes into account a market participant's ability to generate economic benefits by using the asset in its highest and best use or by selling it to another market participant that would use the asset in its highest and best use.

The Group uses valuation techniques that are appropriate in the circumstances and for which sufficient data are available to measure fair value, maximising the use of relevant observable inputs and minimising the use of unobservable inputs.

All assets and liabilities for which fair value is measured or disclosed in the financial statements are categorised within the fair value hierarchy, described as follows, based on the lowest level input that is significant to the fair value measurement as a whole:

- Level 1 – based on quoted prices (unadjusted) in active markets for identical assets or liabilities
- Level 2 – based on valuation techniques for which the lowest level input that is significant to the fair value measurement is observable, either directly or indirectly
- Level 3 – based on valuation techniques for which the lowest level input that is significant to the fair value measurement is unobservable

For assets and liabilities that are recognised in the financial statements on a recurring basis, the Group determines whether transfers have occurred between levels in the hierarchy by reassessing categorisation (based on the lowest level input that is significant to the fair value measurement as a whole) at the end of each reporting period.

## NOTES TO FINANCIAL STATEMENTS

30 June 2021

### 2.4 SUMMARY OF SIGNIFICANT ACCOUNTING POLICIES (continued)

#### IMPAIRMENT OF NON-FINANCIAL ASSETS

Where an indication of impairment exists, or when annual impairment testing for an asset is required (other than inventories, financial assets, deferred tax assets and investment properties), the asset's recoverable amount is estimated. An asset's recoverable amount is the higher of the asset's or cash-generating unit's value in use and its fair value less costs of disposal, and is determined for an individual asset, unless the asset does not generate cash inflows that are largely independent of those from other assets or groups of assets, in which case the recoverable amount is determined for the cash-generating unit to which the asset belongs.

An impairment loss is recognised only if the carrying amount of an asset exceeds its recoverable amount. In assessing value in use, the estimated future cash flows are discounted to their present value using a pre-tax discount rate that reflects current market assessments of the time value of money and the risks specific to the asset. An impairment loss is charged to profit or loss in the period in which it arises.

An assessment is made at the end of each reporting period as to whether there is an indication that previously recognised impairment losses may no longer exist or may have decreased. If such an indication exists, the recoverable amount is estimated. A previously recognised impairment loss of an asset other than goodwill is reversed only if there has been a change in the estimates used to determine the recoverable amount of that asset, but not to an amount higher than the carrying amount that would have been determined (net of any depreciation/amortisation) had no impairment loss been recognised for the asset in prior years. A reversal of such an impairment loss is credited to profit or loss in the period in which it arises.

#### RELATED PARTIES

A party is considered to be related to the Group if:

- (a) the party is a person or a close member of that person's family and that person
  - (i) has control or joint control over the Group;
  - (ii) has significant influence over the Group; or
  - (iii) is a member of the key management personnel of the Group;

or

## NOTES TO FINANCIAL STATEMENTS

30 June 2021

### 2.4 SUMMARY OF SIGNIFICANT ACCOUNTING POLICIES (continued)

#### RELATED PARTIES (continued)

- (b) the party is an entity where any of the following conditions applies:
- (i) the entity and the Group are members of the same group;
  - (ii) one entity is an associate or joint venture of the other entity (or of a holding company, subsidiary or fellow subsidiary of the other entity);
  - (iii) the entity and the Group are joint ventures of the same third party;
  - (iv) one entity is a joint venture of a third entity and the other entity is an associate of the third entity;
  - (v) the entity is a post-employment benefit plan for the benefit of employees of either the Group or an entity related to the Group;
  - (vi) the entity is controlled or jointly controlled by a person identified in (a);
  - (vii) a person identified in (a)(i) has significant influence over the entity or is a member of the key management personnel of the entity (or of a holding company of the entity); and
  - (viii) the entity, or any member of a group of which it is a part, provides key management personnel services to the Group or to the parent of the Group.

#### PROPERTY, PLANT AND EQUIPMENT AND DEPRECIATION

Property, plant and equipment are stated at cost less accumulated depreciation and any impairment losses. When an item of property, plant and equipment is classified as held for sale or when it is part of a disposal group classified as held for sale, it is not depreciated and is accounted for in accordance with IFRS 5, as further explained in the accounting policy for "Non-current assets and disposal groups held for sale". The cost of an item of property, plant and equipment comprises its purchase price and any directly attributable costs of bringing the asset to its working condition and location for its intended use.

Expenditure incurred after items of property, plant and equipment have been put into operation, such as repairs and maintenance, is normally charged to profit or loss in the period in which it is incurred. In situations where the recognition criteria are satisfied, the expenditure for a major inspection is capitalised in the carrying amount of the asset as a replacement. Where significant parts of property, plant and equipment are required to be replaced at intervals, the Group recognises such parts as individual assets with specific useful lives and depreciates them accordingly.

Depreciation is calculated on the straight-line basis to write off the cost or valuation of each item of property, plant and equipment to its residual value over its estimated useful life. The principal annual rates used for this purpose are as follows:

Ownership interests in properties held for own use and buildings	Over the lease terms or 5%, whichever is shorter
Leasehold improvements	20%
Furniture and fixtures	20%
Office equipment	30%
Motor vehicles	25%

## NOTES TO FINANCIAL STATEMENTS

30 June 2021

### 2.4 SUMMARY OF SIGNIFICANT ACCOUNTING POLICIES (continued)

#### PROPERTY, PLANT AND EQUIPMENT AND DEPRECIATION (continued)

Where parts of an item of property, plant and equipment have different useful lives, the cost of that item is allocated on a reasonable basis among the parts and each part is depreciated separately.

Residual values, useful lives and the depreciation method are reviewed, and adjusted if appropriate, at least at each financial year end.

An item of property, plant and equipment including any significant part initially recognised is derecognised upon disposal or when no future economic benefits are expected from its use or disposal. Any gain or loss on disposal or retirement recognised in profit or loss in the year the asset is derecognised is the difference between the net sales proceeds and the carrying amount of the relevant asset.

#### INVESTMENT PROPERTIES

Investment properties are interests in land and buildings (including the leasehold property held as a right-of-use asset which would otherwise meet the definition of an investment property) held to earn rental income and/or for capital appreciation, rather than for use in the production or supply of goods or services or for administrative purposes; or for sale in the ordinary course of business. Such properties are measured initially at cost, including transaction costs. Subsequent to initial recognition, investment properties are stated at fair value, which reflects market conditions at the end of the reporting period.

Gains or losses arising from changes in the fair values of investment properties are included in profit or loss in the year in which they arise.

Any gains or losses on the retirement or disposal of an investment property are recognised in profit or loss in the year of the retirement or disposal.

#### NON-CURRENT ASSETS AND DISPOSAL GROUPS HELD FOR SALE

Non-current assets and disposal groups are classified as held for sale if their carrying amounts will be recovered principally through a sales transaction rather than through continuing use. For this to be the case, the asset or disposal group must be available for immediate sale in its present condition subject only to terms that are usual and customary for the sale of such assets or disposal groups and its sale must be highly probable. All assets and liabilities of a subsidiary classified as a disposal group are reclassified as held for sale regardless of whether the Group retains a non-controlling interest in its former subsidiary after the sale.

Non-current assets and disposal groups (other than investment properties and financial assets) classified as held for sale are measured at the lower of their carrying amounts and fair values less costs to sell. Property, plant and equipment classified as held for sale are not depreciated or amortised.

## NOTES TO FINANCIAL STATEMENTS

30 June 2021

### 2.4 SUMMARY OF SIGNIFICANT ACCOUNTING POLICIES (continued)

#### LEASES

The Group assesses at contract inception whether a contract is, or contains, a lease. A contract is, or contains, a lease if the contract conveys the right to control the use of an identified asset for a period of time in exchange for consideration.

#### *Group as a lessee*

The Group applies a single recognition and measurement approach for all leases, except for short-term leases and leases of low-value assets. The Group recognises lease liabilities to make lease payments and right-of-use assets representing the right to use the underlying assets.

#### (a) Right-of-use assets

Right-of-use assets are recognised at the commencement date of the lease (that is the date the underlying asset is available for use). Right-of-use assets are measured at cost, less any accumulated depreciation and any impairment losses, and adjusted for any remeasurement of lease liabilities. The cost of right-of-use assets includes the amount of lease liabilities recognised, initial direct costs incurred, and lease payments made at or before the commencement date less any lease incentives received. Right-of-use assets are depreciated on a straight-line basis over the shorter of the lease terms and the estimated useful lives of the assets as follows:

Office premises	Over the lease terms or 5%, whichever is shorter
Other equipment	30%

If ownership of the leased asset transfers to the Group by the end of the lease term or the cost reflects the exercise of a purchase option, depreciation is calculated using the estimated useful life of the asset.

#### (b) Lease liabilities

Lease liabilities are recognised at the commencement date of the lease at the present value of lease payments to be made over the lease term. The lease payments include fixed payments (including in-substance fixed payments) less any lease incentives receivable, variable lease payments that depend on an index or a rate, and amounts expected to be paid under residual value guarantees. The lease payments also include the exercise price of a purchase option reasonably certain to be exercised by the Group and payments of penalties for termination of a lease, if the lease term reflects the Group exercising the option to terminate the lease. The variable lease payments that do not depend on an index or a rate are recognised as an expense in the period in which the event or condition that triggers the payment occurs.

In calculating the present value of lease payments, the Group uses its incremental borrowing rate at the lease commencement date because the interest rate implicit in the lease is not readily determinable. After the commencement date, the amount of lease liabilities is increased to reflect the accretion of interest and reduced for the lease payments made. In addition, the carrying amount of lease liabilities is remeasured if there is a modification, a change in the lease term, a change in lease payments (e.g., a change to future lease payments resulting from a change in an index or rate) or a change in assessment of an option to purchase the underlying asset.

## NOTES TO FINANCIAL STATEMENTS

30 June 2021

### 2.4 SUMMARY OF SIGNIFICANT ACCOUNTING POLICIES (continued)

#### LEASES (continued)

##### *Group as a lessee (continued)*

(c) Short-term leases and leases of low-value assets

The Group applies the short-term lease recognition exemption to its short-term leases of property and other equipment (that is those leases that have a lease term of 12 months or less from the commencement date and do not contain a purchase option). Lease payments on short-term leases are recognised as an expense on a straight-line basis over the lease term.

##### *Group as a lessor*

When the Group acts as a lessor, it classifies at lease inception (or when there is a lease modification) each of its leases as either an operating lease or a finance lease.

Leases in which the Group does not transfer substantially all the risks and rewards incidental to ownership of an asset are classified as operating leases. When a contract contains lease and non-lease components, the Group allocates the consideration in the contract to each component on a relative stand-alone selling price basis. Rental income is accounted for on a straight-line basis over the lease terms and is included in revenue in the statement of profit or loss due to its operating nature. Initial direct costs incurred in negotiating and arranging an operating lease are added to the carrying amount of the leased asset and recognised over the lease term on the same basis as rental income. Contingent rents are recognised as revenue in the period in which they are earned.

Leases that transfer substantially all the risks and rewards incidental to ownership of an underlying asset to the lessee are accounted for as finance leases.

#### INVESTMENTS AND OTHER FINANCIAL ASSETS

##### *Initial recognition and measurement*

Financial assets are classified, at initial recognition, as subsequently measured at amortised cost and fair value through profit or loss.

The classification of financial assets at initial recognition depends on the financial asset's contractual cash flow characteristics and the Group's business model for managing them. With the exception of trade receivables that do not contain a significant financing component or for which the Group has applied the practical expedient of not adjusting the effect of a significant financing component, the Group initially measures a financial asset at its fair value, plus in the case of a financial asset not at fair value through profit or loss, transaction costs. Trade receivables that do not contain a significant financing component or for which the Group has applied the practical expedient are measured at the transaction price determined under IFRS 15 in accordance with the policies set out for "Revenue recognition" below.

In order for a financial asset to be classified and measured at amortised cost or fair value through other comprehensive income, it needs to give rise to cash flows that are solely payments of principal and interest ("SPPI") on the principal amount outstanding. Financial assets with cash flows that are not SPPI are classified and measured at fair value through profit or loss, irrespective of the business model.



## NOTES TO FINANCIAL STATEMENTS

30 June 2021

### 2.4 SUMMARY OF SIGNIFICANT ACCOUNTING POLICIES (continued)

#### INVESTMENTS AND OTHER FINANCIAL ASSETS (continued)

##### *Initial recognition and measurement (continued)*

The Group's business model for managing financial assets refers to how it manages its financial assets in order to generate cash flows. The business model determines whether cash flows will result from collecting contractual cash flows, selling the financial assets, or both. Financial assets classified and measured at amortised cost are held within a business model with the objective to hold financial assets in order to collect contractual cash flows, while financial assets classified and measured at fair value through other comprehensive income are held within a business model with the objective of both holding to collect contractual cash flows and selling. Financial assets which are not held within the aforementioned business models are classified and measured at fair value through profit or loss.

All regular way purchases and sales of financial assets are recognised on the trade date, that is, the date that the Group commits to purchase or sell the asset. Regular way purchases or sales are purchases or sales of financial assets that require delivery of assets within the period generally established by regulation or convention in the marketplace.

##### *Subsequent measurement*

The subsequent measurement of financial assets depends on their classification as follows:

##### *Financial assets at amortised cost (debt instruments)*

Financial assets at amortised cost are subsequently measured using the effective interest method and are subject to impairment. Gains and losses are recognised in profit or loss when the asset is derecognised, modified or impaired.

##### *Financial assets at fair value through profit or loss*

Financial assets at fair value through profit or loss are carried in the statement of financial position at fair value with net changes in fair value recognised in profit or loss.

This category includes derivative instruments and equity investments which the Group had not irrevocably elected to classify at fair value through other comprehensive income. Dividends on equity investments classified as financial assets at fair value through profit or loss are also recognised as other income in profit or loss when the right of payment has been established, it is probable that the economic benefits associated with the dividend will flow to the Group and the amount of the dividend can be measured reliably.

## NOTES TO FINANCIAL STATEMENTS

30 June 2021

### 2.4 SUMMARY OF SIGNIFICANT ACCOUNTING POLICIES (continued)

#### DERECOGNITION OF FINANCIAL ASSETS

A financial asset (or, where applicable, a part of a financial asset or part of a group of similar financial assets) is primarily derecognised (i.e., removed from the Group's consolidated statement of financial position) when:

- the rights to receive cash flows from the asset have expired; or
- the Group has transferred its rights to receive cash flows from the asset, or has assumed an obligation to pay the received cash flows in full without material delay to a third party under a "pass-through" arrangement; and either (a) the Group has transferred substantially all the risks and rewards of the asset, or (b) the Group has neither transferred nor retained substantially all the risks and rewards of the asset, but has transferred control of the asset.

When the Group has transferred its rights to receive cash flows from an asset or has entered into a pass-through arrangement, it evaluates if and to what extent it has retained the risks and rewards of ownership of the asset. When it has neither transferred nor retained substantially all the risks and rewards of the asset nor transferred control of the asset, the Group continues to recognise the transferred asset to the extent of the Group's continuing involvement. In that case, the Group also recognises an associated liability. The transferred asset and the associated liability are measured on a basis that reflects the rights and obligations that the Group has retained.

Continuing involvement that takes the form of a guarantee over the transferred assets is measured at the lower of the original carrying amount of the asset and the maximum amount of consideration that the Group could be required to repay.

#### IMPAIRMENT OF FINANCIAL ASSETS

The Group recognises an allowance for expected credit losses ("**ECLs**") for all debt instruments not held at fair value through profit or loss. ECLs are based on the difference between the contractual cash flows due in accordance with the contract and all the cash flows that the Group expects to receive, discounted at an approximation of the original effective interest rate. The expected cash flows will include cash flows from the sale of collateral held or other credit enhancements that are integral to the contractual terms.

##### *General approach*

ECLs are recognised in two stages. For credit exposures for which there has not been a significant increase in credit risk since initial recognition, ECLs are provided for credit losses that result from default events that are possible within the next 12 months (a 12-month ECL). For those credit exposures for which there has been a significant increase in credit risk since initial recognition, a loss allowance is required for credit losses expected over the remaining life of the exposure, irrespective of the timing of the default (a lifetime ECL).

At each reporting date, the Group assesses whether the credit risk on a financial instrument has increased significantly since initial recognition. When making the assessment, the Group compares the risk of a default occurring on the financial instrument as at the reporting date with the risk of a default occurring on the financial instrument as at the date of initial recognition and considers reasonable and supportable information that is available without undue cost or effort, including historical and forward-looking information.

## NOTES TO FINANCIAL STATEMENTS

30 June 2021

### 2.4 SUMMARY OF SIGNIFICANT ACCOUNTING POLICIES (continued)

#### IMPAIRMENT OF FINANCIAL ASSETS (continued)

##### *General approach (continued)*

The Group considers a financial asset in default when contractual payments are 180 days past due. However, in certain cases, the Group may also consider a financial asset to be in default when internal or external information indicates that the Group is unlikely to receive the outstanding contractual amounts in full before taking into account any credit enhancements held by the Group. A financial asset is written off when there is no reasonable expectation of recovering the contractual cash flows.

Financial assets at amortised cost and debt investments at fair value through other comprehensive income are subject to impairment under the general approach and they are classified within the following stages for measurement of ECLs except for trade receivables which apply the simplified approach as detailed below.

Stage 1 – Financial instruments for which credit risk has not increased significantly since initial recognition and for which the loss allowance is measured at an amount equal to 12-month ECLs.

Stage 2 – Financial instruments for which credit risk has increased significantly since initial recognition but that are not credit-impaired financial assets and for which the loss allowance is measured at an amount equal to lifetime ECLs.

Stage 3 – Financial assets that are credit-impaired at the reporting date (but that are not purchased or originated credit-impaired) and for which the loss allowance is measured at an amount equal to lifetime ECLs.

##### *Simplified approach*

For trade receivables that do not contain a significant financing component or when the Group applies the practical expedient of not adjusting the effect of a significant financing component, the Group applies the simplified approach in calculating ECLs. Under the simplified approach, the Group does not track changes in credit risk, but instead recognises a loss allowance based on lifetime ECLs at each reporting date. The Group has established a provision matrix that is based on its historical credit loss experience, adjusted for forward-looking factors specific to the debtors and the economic environment.

## NOTES TO FINANCIAL STATEMENTS

30 June 2021

### 2.4 SUMMARY OF SIGNIFICANT ACCOUNTING POLICIES (continued)

#### FINANCIAL LIABILITIES

##### *Initial recognition and measurement*

Financial liabilities are classified, at initial recognition, as loans and borrowings and payables, as appropriate. All financial liabilities are recognised initially at fair value and net of directly attributable transaction costs.

The Group's financial liabilities include trade payables, financial liabilities included in other payables and accruals, and interest-bearing bank and other borrowings.

##### *Subsequent measurement*

Financial liabilities designated upon initial recognition as at fair value through profit or loss are designated at the initial date of recognition, and only if the criteria in IFRS 9 are satisfied. Gains or losses on liabilities designated at fair value through profit or loss are recognised in the statement of profit or loss, except for the gains or losses arising from the Group's own credit risk which are presented in other comprehensive income with no subsequent reclassification to the statement of profit or loss. The net fair value gain or loss recognised in the statement of profit or loss does not include any interest charged on these financial liabilities.

##### *Financial liabilities at amortised cost (loans and borrowings)*

After initial recognition, interest-bearing loans and borrowings are subsequently measured at amortised cost, using the effective interest rate method unless the effect of discounting would be immaterial, in which case they are stated at cost. Gains and losses are recognised in the statement of profit or loss when the liabilities are derecognised as well as through the effective interest rate amortisation process.

Amortised cost is calculated by taking into account any discount or premium on acquisition and fees or costs that are an integral part of the effective interest rate. The effective interest rate amortisation is included in finance costs in the statement of profit or loss.

#### DERECOGNITION OF FINANCIAL LIABILITIES

A financial liability is derecognised when the obligation under the liability is discharged or cancelled, or expires.

When an existing financial liability is replaced by another from the same lender on substantially different terms, or the terms of an existing liability are substantially modified, such an exchange or modification is treated as a derecognition of the original liability and a recognition of a new liability, and the difference between the respective carrying amounts is recognised in profit or loss.

#### OFFSETTING OF FINANCIAL INSTRUMENTS

Financial assets and financial liabilities are offset and the net amount is reported in the statement of financial position if there is a currently enforceable legal right to offset the recognised amounts and there is an intention to settle on a net basis, or to realise the assets and settle the liabilities simultaneously.

## NOTES TO FINANCIAL STATEMENTS

30 June 2021

### 2.4 SUMMARY OF SIGNIFICANT ACCOUNTING POLICIES (continued)

#### DERIVATIVE FINANCIAL INSTRUMENT

The Group uses derivative financial instrument, such as forward currency contract, to manage its foreign currency risk. Such derivative financial instrument is initially recognised at fair value on the date on which a derivative contract is entered into and is subsequently remeasured at fair value. Derivatives are carried as assets when the fair value is positive and as liabilities when the fair value is negative.

The Group's forward currency contracts do not qualify for hedge accounting and accordingly any gains or losses arising from changes in fair value are taken directly to profit or loss.

#### TREASURY SHARES

Own equity instruments which are reacquired and held by the Company or the Group (treasury shares) are recognised directly in equity at cost. No gain or loss is recognised in profit or loss on the purchase, sale, issue or cancellation of the Group's own equity instruments.

#### INVENTORIES

Inventories are stated at the lower of cost and net realisable value. Cost is determined on the weighted average basis and net realisable value is based on estimated selling prices less any estimated costs to be incurred to completion and disposal.

#### CASH AND CASH EQUIVALENTS

For the purpose of the consolidated statement of cash flows, cash and cash equivalents comprise cash on hand and demand deposits that are subject to an insignificant risk of changes in value, and have a short maturity of generally within three months when acquired, less bank overdrafts which are repayable on demand and form an integral part of the Group's cash management.

For the purpose of the consolidated statement of financial position, cash and cash equivalents comprise cash on hand and at banks, including term deposits, which are not restricted as to use.

#### PROVISIONS

A provision is recognised when a present obligation (legal or constructive) has arisen as a result of a past event and it is probable that a future outflow of resources will be required to settle the obligation, provided that a reliable estimate can be made of the amount of the obligation.

When the effect of discounting is material, the amount recognised for a provision is the present value at the end of the reporting period of the future expenditures expected to be required to settle the obligation. The increase in the discounted present value amount arising from the passage of time is included in finance costs in profit or loss.

The Group provides for warranties in relation to the sale of certain electronic products and the provision of services for general repairs of defects occurring during the warranty period. Provisions for these assurance-type warranties granted by the Group are recognised based on sales volume and past experience of the level of repairs and returns, discounted to their present values as appropriate.

## NOTES TO FINANCIAL STATEMENTS

30 June 2021

### 2.4 SUMMARY OF SIGNIFICANT ACCOUNTING POLICIES (continued)

#### INCOME TAX

Income tax comprises current and deferred tax. Income tax relating to items recognised outside profit or loss is recognised outside profit or loss, either in other comprehensive income or directly in equity.

Current tax assets and liabilities for the current and prior periods are measured at the amount expected to be recovered from or paid to the taxation authorities, based on tax rates (and tax laws) that have been enacted or substantively enacted by the end of the reporting period, taking into consideration interpretations and practices prevailing in the countries in which the Group operates.

Deferred tax is provided, using the liability method, on all temporary differences at the end of the reporting period between the tax bases of assets and liabilities and their carrying amounts for financial reporting purposes.

Deferred tax liabilities are recognised for all taxable temporary differences, except:

- when the deferred tax liability arises from the initial recognition of an asset or liability in a transaction that is not a business combination and, at the time of the transaction, affects neither the accounting profit nor taxable profit or loss; and
- in respect of taxable temporary differences associated with investments in subsidiaries and associates, when the timing of the reversal of the temporary differences can be controlled and it is probable that the temporary differences will not reverse in the foreseeable future.

Deferred tax assets are recognised for all deductible temporary differences, and the carryforward of unused tax credits and any unused tax losses. Deferred tax assets are recognised to the extent that it is probable that taxable profit will be available against which the deductible temporary differences, and the carryforward of unused tax credits and unused tax losses can be utilised, except:

- when the deferred tax asset relating to the deductible temporary differences arises from the initial recognition of an asset or liability in a transaction that is not a business combination and, at the time of the transaction, affects neither the accounting profit nor taxable profit or loss; and
- in respect of deductible temporary differences associated with investments in subsidiaries and associates, deferred tax assets are only recognised to the extent that it is probable that the temporary differences will reverse in the foreseeable future and taxable profit will be available against which the temporary differences can be utilised.

The carrying amount of deferred tax assets is reviewed at the end of each reporting period and reduced to the extent that it is no longer probable that sufficient taxable profit will be available to allow all or part of the deferred tax asset to be utilised. Unrecognised deferred tax assets are reassessed at the end of each reporting period and are recognised to the extent that it has become probable that sufficient taxable profit will be available to allow all or part of the deferred tax asset to be recovered.

Deferred tax assets and liabilities are measured at the tax rates that are expected to apply to the period when the asset is realised or the liability is settled, based on tax rates (and tax laws) that have been enacted or substantively enacted by the end of the reporting period.

## NOTES TO FINANCIAL STATEMENTS

30 June 2021

### 2.4 SUMMARY OF SIGNIFICANT ACCOUNTING POLICIES (continued)

#### INCOME TAX (continued)

Deferred tax assets and liabilities are offset if and only if the Group has a legally enforceable right exists to set off current tax assets and current tax liabilities and the deferred taxes assets and deferred tax liabilities relate to the income taxes levied by the same taxation authority on either the same taxable entity or different taxable entities which intend either to settle current tax liabilities and assets on a net basis, or to realise the assets and settle the liabilities simultaneously, in each future period in which significant amounts of deferred tax liabilities or assets are expected to be settled or recovered.

#### GOVERNMENT GRANTS

Government grants are recognised at their fair value where there is reasonable assurance that the grant will be received and all attaching conditions will be complied with. When the grant relates to an expense item, it is recognised as income on a systematic basis over the periods that the costs, for which it is intended to compensate, are expensed.

#### REVENUE RECOGNITION

##### *Revenue from contracts with customers*

Revenue from contracts with customers is recognised when control of goods or services is transferred to the customers at an amount that reflects the consideration to which the Group expects to be entitled in exchange for those goods or services.

When the consideration in a contract includes a variable amount, the amount of consideration is estimated to which the Group will be entitled in exchange for transferring the goods or services to the customer. The variable consideration is estimated at contract inception and constrained until it is highly probable that a significant revenue reversal in the amount of cumulative revenue recognised will not occur when the associated uncertainty with the variable consideration is subsequently resolved.

- (a) Revenue from the sale of goods is recognised at the point in time when control of the asset is transferred to the customer, generally on delivery of the goods.

Some contracts for the sale of products provide customers with volume rebates. The volume rebates give rise to variable consideration.

##### Volume rebates

Retrospective volume rebates may be provided to certain customers once the quantity of products purchased during the period exceeds a threshold specified in the contract. Rebates are offset against amounts payable by the customer. To estimate the variable consideration for the expected future rebates, the most likely amount method is used for contracts with a single-volume threshold. The requirements on constraining estimates of variable consideration are applied and a refund liability for the expected future rebates is recognised.

- (b) Revenue from the provision of professional and warranty services is recognised at the point in time when the services are rendered, or recognised over the scheduled period on a straight-line basis because the customer simultaneously receives and consumes the benefits provided by the Group.

## NOTES TO FINANCIAL STATEMENTS

30 June 2021

### 2.4 SUMMARY OF SIGNIFICANT ACCOUNTING POLICIES (continued)

#### REVENUE RECOGNITION (continued)

##### *Revenue from other sources*

Rental income is recognised on a time proportion basis over the lease terms.

##### *Other income*

Interest income is recognised on an accrual basis using the effective interest method by applying the rate that exactly discounts the estimated future cash receipts over the expected life of the financial instrument or a shorter period, when appropriate, to the net carrying amount of the financial asset.

#### CONTRACT ASSETS

A contract asset is the right to consideration in exchange for goods or services transferred to the customer. If the Group performs by transferring goods or services to a customer before the customer pays consideration or before payment is due, a contract asset is recognised for the earned consideration that is conditional. Contract assets are subject to impairment assessment, details of which are included in the accounting policies for impairment of financial assets.

#### CONTRACT LIABILITIES

A contract liability is recognised when a payment is received or a payment is due (whichever is earlier) from a customer before the Group transfers the related goods or services. Contract liabilities are recognised as revenue when the Group performs under the contract (i.e., transfers control of the related goods or services to the customer).

#### CONTRACT COSTS

Other than the costs which are capitalised as inventories, property, plant and equipment and intangible assets, costs incurred to fulfil a contract with a customer are capitalised as an asset if all of the following criteria are met:

- (a) The costs relate directly to a contract or to an anticipated contract that the entity can specifically identify.
- (b) The costs generate or enhance resources of the entity that will be used in satisfying (or in continuing to satisfy) performance obligations in the future.
- (c) The costs are expected to be recovered.

The capitalised contract costs are amortised and charged to the statement of profit or loss on a systematic basis that is consistent with the transfer to the customer of the goods or services to which the asset related. Other contract costs are expensed as incurred.



## NOTES TO FINANCIAL STATEMENTS

30 June 2021

### 2.4 SUMMARY OF SIGNIFICANT ACCOUNTING POLICIES (continued)

#### REFUND LIABILITIES

A refund liability is recognised for the obligation to refund some or all of the consideration received (or receivable) from a customer and is measured at the amount the Group ultimately expects it will have to return to the customer.

The Group updates its estimates of refund liabilities (and the corresponding change in the transaction price) at the end of each reporting period.

#### EMPLOYEE BENEFITS

##### *Share-based payments*

(a) Share option scheme

The Company operates a share option scheme for the purpose of providing incentives and rewards to eligible participants who contribute to the success of the Group's operations. Employees (including directors) of the Group receive remuneration in the form of share-based payments, whereby employees render services as consideration for equity instruments (i.e., "equity-settled transactions" under IFRS 2).

The cost of equity-settled transactions with employees is measured by reference to the fair value at the date at which they are granted. The fair value is determined by an external valuer using a binomial model.

The cost of equity-settled transactions is recognised in employee benefit expense, together with a corresponding increase in equity, over the period in which the performance and/or service conditions are fulfilled. The cumulative expense recognised for equity-settled transactions at the end of each reporting period until the vesting date reflects the extent to which the vesting period has expired and the Group's best estimate of the number of equity instruments that will ultimately vest. The charge or credit to profit or loss for a period represents the movement in the cumulative expense recognised as at the beginning and end of that period.

Service and non-market performance conditions are not taken into account when determining the grant date fair value of awards, but the likelihood of the conditions being met is assessed as part of the Group's best estimate of the number of equity instruments that will ultimately vest. Market performance conditions are reflected within the grant date fair value. Any other conditions attached to an award, but without an associated service requirement, are considered to be non-vesting conditions. Non-vesting conditions are reflected in the fair value of an award and lead to an immediate expensing of an award unless there are also service and/or performance conditions.

For awards that do not ultimately vest because non-market performance and/or service conditions have not been met, no expense is recognised. Where awards include a market or non-vesting condition, the transactions are treated as vesting irrespective of whether the market or non-vesting condition is satisfied, provided that all other performance and/or service conditions are satisfied.

Where the terms of an equity-settled award are modified, as a minimum an expense is recognised as if the terms had not been modified, if the original terms of the award are met. In addition, an expense is recognised for any modification that increases the total fair value of the share-based payments, or is otherwise beneficial to the employee as measured at the date of modification.

## NOTES TO FINANCIAL STATEMENTS

30 June 2021

### 2.4 SUMMARY OF SIGNIFICANT ACCOUNTING POLICIES (continued)

#### EMPLOYEE BENEFITS (continued)

##### *Share-based payments (continued)*

(a) Share option scheme (continued)

Where an equity-settled award is cancelled, it is treated as if it had vested on the date of cancellation, and any expense not yet recognised for the award is recognised immediately. This includes any award where non-vesting conditions within the control of either the Group or the employee are not met. However, if a new award is substituted for the cancelled award, and is designated as a replacement award on the date that it is granted, the cancelled and new awards are treated as if they were a modification of the original award, as described in the previous paragraph.

The dilutive effect of outstanding options is reflected as additional share dilution in the computation of earnings per share.

(b) Employee performance share plan

The Group operates an employee performance share plan (the "**Performance Share Plan**") for the purpose of motivating participants to optimise performance standards and efficiency and to maintain a high level of contribution to the Group. Employees and independent directors are eligible to participate in the plan. Eligible participants receive fully paid shares of the Company free of charge upon achieving a performance target, whereby employees render services as consideration for the equity instruments (i.e., "equity-settled transactions" under IFRS 2).

The remuneration committee of the board of directors will determine the grant of awards to participants at any time. A participant who is a member of the remuneration committee shall not be involved in deliberations in respect of awards issued from the Performance Share Plan.

The Group will record the expense only at the time the awards are granted and shares of the Company are issued to eligible participants. The amount charged to profit or loss for the grant of awards will be the same as the closing stock price of the Company on the Singapore Exchange Securities Trading Limited (the "**SGX-ST**") at the date of grant when the Group delivers treasury shares in fulfilment of the awards.

##### *Pension schemes*

The Group operates a defined contribution Mandatory Provident Fund retirement benefit scheme (the "**MPF Scheme**") under the Mandatory Provident Fund Schemes Ordinance for those employees who are eligible to participate in the MPF Scheme. Contributions are made based on a percentage of the employees' relevant income and are charged to profit or loss as they become payable in accordance with the rules of the MPF Scheme. The assets of the MPF Scheme are held separately from those of the Group in an independently administered fund. The Group's employer contributions vest fully with the employees when contributed into the MPF Scheme.

The employees of the Group's subsidiaries which operate in Mainland China are required to participate in defined contribution social security schemes operated by the local municipal government. These subsidiaries are required to contribute certain percentages of their payroll costs to the social security schemes. The contributions are charged to profit or loss as they become payable in accordance with the rules of the social security schemes.

The Singapore companies in the Group make contributions to the Central Provident Fund Scheme ("**CPF**") in Singapore, a defined contribution pension scheme. Contributions to the CPF are recognised as an expense in the statement of profit or loss in the period in which the related service is performed.

## NOTES TO FINANCIAL STATEMENTS

30 June 2021

### 2.4 SUMMARY OF SIGNIFICANT ACCOUNTING POLICIES (continued)

#### BORROWING COSTS

Borrowing costs consist of interest and other costs that an entity incurs in connection with the borrowing of funds. All borrowing costs are expensed in the period in which they are incurred.

#### DIVIDENDS

Interim dividends are proposed and declared, because the Company's bye-laws grant the directors of the Company the authority to declare interim and special dividends. Consequently, interim and special dividends are recognised immediately as a liability when they are proposed and declared.

Final dividends are recognised as a liability when they have been approved by the shareholders in a general meeting and declared. Proposed final dividends are disclosed in the notes to the financial statements.

#### FOREIGN CURRENCIES

These financial statements are presented in Hong Kong dollars, which is the Company's functional currency. Each entity in the Group determines its own functional currency and items included in the financial statements of each entity are measured using that functional currency. Foreign currency transactions recorded by the entities in the Group are initially recorded using their respective functional currency rates prevailing at the dates of the transactions. Monetary assets and liabilities denominated in foreign currencies are translated at the functional currency rates of exchange ruling at the end of the reporting period. Differences arising on settlement or translation of monetary items are recognised in profit or loss.

Non-monetary items that are measured in terms of historical cost in a foreign currency are translated using the exchange rates at the dates of the initial transactions. Non-monetary items measured at fair value in a foreign currency are translated using the exchange rates at the date when the fair value was measured. The gain or loss arising on translation of a non-monetary item measured at fair value is treated in line with recognition of the gain or loss on change in fair value of the item (i.e., transaction difference on the item whose fair value gain or loss is recognised in other comprehensive income or profit or loss is also recognised in other comprehensive income or profit or loss, respectively).

In determining the exchange rate on initial recognition of the related asset, expense or income on the derecognition of a non-monetary asset or non-monetary liability relating to an advance consideration, the date of initial transaction is the date on which the Group initially recognises the non-monetary asset or non-monetary liability arising from the advance consideration. If there are multiple payments or receipts in advance, the Group determines the transaction date for each payment or receipt of the advance consideration.

The functional currencies of certain overseas and Mainland China subsidiaries and associate are currencies other than the Hong Kong dollar. As at the end of the reporting period, the assets and liabilities of these entities are translated into Hong Kong dollars at the exchange rates prevailing at the end of the reporting period and their statements of profit or loss and other comprehensive income are translated into Hong Kong dollars at the weighted average exchange rates for the year. The resulting exchange differences are recognised in other comprehensive income and accumulated in the exchange fluctuation reserve. On disposal of a foreign operation, the component of other comprehensive income relating to that particular foreign operation is recognised in profit or loss.

For the purpose of the consolidated statement of cash flows, the cash flows of overseas and Mainland China subsidiaries are translated into Hong Kong dollars at the exchange rates ruling at the dates of the cash flows. Frequently recurring cash flows of overseas subsidiaries which arise throughout the year are translated into Hong Kong dollars at the weighted average exchange rates for the year.

## NOTES TO FINANCIAL STATEMENTS

30 June 2021

### 3. SIGNIFICANT ACCOUNTING JUDGEMENTS AND ESTIMATES

The preparation of the Group's financial statements requires management to make judgements, estimates and assumptions that affect the reported amounts of revenues, expenses, assets and liabilities, and their accompanying disclosures, and the disclosure of contingent liabilities. Uncertainty about these assumptions and estimates could result in outcomes that could require a material adjustment to the carrying amounts of the assets or liabilities affected in the future.

#### JUDGEMENTS

In the process of applying the Group's accounting policies, management has made the following judgements, apart from those involving estimations, which have the most significant effect on the amounts recognised in the financial statements:

##### *Property lease classification – Group as lessor*

The Group has entered into commercial property leases on its investment property portfolio. The Group has determined, based on an evaluation of the terms and conditions of the arrangements, such as the lease term not constituting a major part of the economic life of the commercial property and the present value of the minimum lease payments not amounting to substantially all the fair value of the commercial property, that it retains substantially all the significant risks and rewards incidental to ownership of these properties which are leased out and accounts for the contracts as operating leases.

##### *Classification between investment properties and owner-occupied properties*

The Group determines whether a property qualifies as an investment property, and has developed criteria in making that judgement. Investment property is a property held to earn rentals or for capital appreciation or both. Therefore, the Group considers whether a property generates cash flows largely independently of the other assets held by the Group.

##### *Whether the presumption that investment properties stated at fair value are recovered through sale is rebutted in determining deferred tax*

Investment properties are properties held to earn rentals or for capital appreciation or both. The Group has investment properties located in Hong Kong, Singapore and Mainland China which are measured at fair value. In considering whether the presumption in IAS 12 *Income Taxes* that an investment property measured at fair value will be recovered through sale is rebutted in determining deferred tax, the Group has developed certain criteria in making that judgement, such as whether an investment property is held within a business model whose objective is to consume substantially all of the economic benefits embodied in the investment property over time or through sale. The presumption is rebutted only in the circumstance that there is sufficient evidence such as historical transaction, future development plan and management's intention to demonstrate the investment property is held with the objective to consume substantially all of the economic benefits over time, rather than through sale. Based on the above assessment, the presumption for the investment properties located in Mainland China is rebutted. Continuous assessments on the presumption will be made by management at each reporting date.

## NOTES TO FINANCIAL STATEMENTS

30 June 2021

### 3. SIGNIFICANT ACCOUNTING JUDGEMENTS AND ESTIMATES (continued)

#### JUDGEMENTS (continued)

##### *Deferred tax liabilities on unremitted earnings*

Pursuant to the People's Republic of China Corporate Income Tax Law, a 10% withholding tax is levied on dividends declared to foreign investors from the foreign investment enterprises established in Mainland China. The requirement is effective from 1 January 2008 and applies to earnings after 31 December 2007. The Group is therefore liable for withholding taxes on dividends distributed by those subsidiaries established in Mainland China in respect of earnings generated from 1 January 2008.

At 30 June 2021 and 2020, no deferred tax has been recognised for withholding taxes that would be payable on the unremitted earnings that are subject to withholding taxes of the Group's subsidiaries established in Mainland China. In the opinion of the directors, it is not probable that these subsidiaries will distribute such earnings in the foreseeable future.

At 30 June 2021, the deferred tax liabilities related to temporary differences associated with investments in subsidiaries in Mainland China which have not been recognised in the consolidated statement of financial position were approximately HK\$12,095,000 (2020: HK\$10,695,000), details of which are set out in note 26(b) to the financial statements.

#### ESTIMATION UNCERTAINTY

The key assumptions concerning the future and other key sources of estimation uncertainty at the end of the reporting period, that have a significant risk of causing a material adjustment to the carrying amounts of assets and liabilities within the next financial year, are described below.

##### *Impairment of goodwill*

The Group determines whether goodwill is impaired at least on an annual basis. This requires an estimation of the value in use of the cash-generating units to which the goodwill is allocated. Estimating the value in use requires the Group to make an estimate of the expected future cash flows from the cash-generating units and also to choose a suitable discount rate in order to calculate the present value of those cash flows. The carrying amount of goodwill at 30 June 2021 was HK\$2,098,000 (2020: HK\$2,098,000). Further details are given in note 14.

##### *Fair value of investment properties*

Investment properties are carried in the consolidated statement of financial position at their fair value. The fair value was based on a valuation on these properties conducted by independent professionally qualified valuers using property valuation techniques which incorporate inputs such as current prices in an active market for similar properties and involve making assumptions on certain market conditions which existed at the end of the reporting period. Favourable or unfavourable changes to these assumptions would result in changes in the fair value of the Group's investment properties and the corresponding adjustments to the gain or loss recognised in profit or loss and the land and buildings revaluation reserve, respectively.

##### *Write-down of inventories to net realisable value and provision for obsolete and slow-moving inventories*

Management reviews the ageing analysis and condition of inventories of the Group at the end of each reporting period, the provision for obsolete and slow-moving inventories is estimated based on the net realisable value of the inventories with reference to the rapid technology advancement and macroeconomic challenges. Significant judgements and estimations are required due to uncertainty about the impact of technological advances, product life cycle, market conditions and future sales plans which require management to make judgement based on information available at the year end.

## NOTES TO FINANCIAL STATEMENTS

30 June 2021

### 3. SIGNIFICANT ACCOUNTING JUDGEMENTS AND ESTIMATES (continued)

#### ESTIMATION UNCERTAINTY (continued)

##### *Provision for expected credit losses on trade receivables*

The Group uses a provision matrix to calculate ECLs for trade receivables. The provision rates are based on days past due.

The provision matrix is initially based on the Group's historical observed default rates. The Group will calibrate the matrix to adjust the historical credit loss experience with forward-looking information. For instance, if forecast economic conditions (i.e., gross domestic product) are expected to deteriorate over the next year which can lead to an increased number of defaults in the sector, the historical default rates are adjusted. At each reporting date, the historical observed default rates are updated and changes in the forward-looking estimates are analysed.

The assessment of the correlation among historical observed default rates, forecast economic conditions and ECLs is a significant estimate. The amount of ECLs is sensitive to changes in circumstances and forecast economic conditions. The Group's historical credit loss experience and forecast of economic conditions may also not be representative of a customer's actual default in the future. The information about the ECLs on the Group's trade receivables is disclosed in note 19 to the financial statements.

##### *Leases – Estimating the incremental borrowing rate*

The Group cannot readily determine the interest rate implicit in a lease, and therefore, it uses an incremental borrowing rate ("IBR") to measure lease liabilities. The IBR is the rate of interest that the Group would have to pay to borrow over a similar term, and with a similar security, the funds necessary to obtain an asset of a similar value to the right-of-use asset in a similar economic environment. The IBR therefore reflects what the Group "would have to pay", which requires estimation when no observable rates are available (such as for subsidiaries that do not enter into financing transactions) or when it needs to be adjusted to reflect the terms and conditions of the lease (for example, when leases are not in the subsidiary's functional currency). The Group estimates the IBR using observable inputs (such as market interest rates) when available and is required to make certain entity-specific estimates (such as the subsidiary's stand-alone credit rating).

##### *Financial assets at fair value through profit or loss*

The unlisted equity investment has been valued based on the expected cash flows discounted at current rates applicable for items with similar terms and risk characteristics. These valuations requires the Group to make estimates about expected future cash flows, credit risk and discount rates, and hence they are subject to uncertainty. The fair value of the unlisted equity investment at 30 June 2021 was HK\$1,218,000 (2020: HK\$1,171,000). Further details are included in note 17 to the financial statements.

## NOTES TO FINANCIAL STATEMENTS

30 June 2021

### 4. OPERATING SEGMENT INFORMATION

For management purposes, the Group is organised into business units based on their products and services and has three reportable operating segments as follows:

- (a) the "Components Distribution" operating segment engages in the distribution and trading of electronic components and cables;
- (b) the "IT Infrastructure" operating segment engages in the provision of computer data storage management solutions and services; and
- (c) the "Consumer Electronics Products" operating segment engages in the distribution and retailing of consumer electronics products.

Management monitors the results of the Group's reportable operating segments separately for the purpose of making decisions about resources allocation and performance assessment. Segment performance is evaluated based on reportable segment results, which is a measure of adjusted profit before tax. The adjusted profit before tax is measured consistently with the Group's profit before tax except that bank interest income, fair value changes on investment properties, financial asset at fair value through profit or loss and derivative financial instrument, finance costs, share of profit of an associate and corporate and other unallocated expenses are excluded from such measurement.

Segment assets exclude investment in an associate, deferred tax assets, cash and cash equivalents and corporate and other unallocated assets as these assets are managed on a group basis.

Segment liabilities exclude income tax payable, interest-bearing bank and other borrowings, deferred tax liabilities and corporate and other unallocated liabilities as these liabilities are managed on a group basis.

There were no material intersegment sales and transfers during the current and prior years.

## NOTES TO FINANCIAL STATEMENTS

30 June 2021

## 4. OPERATING SEGMENT INFORMATION (continued)

	Components Distribution HK\$'000	IT Infrastructure HK\$'000	Consumer Electronics Products HK\$'000	Total HK\$'000
<b>Year ended 30 June 2021</b>				
<b>Segment revenue (note 5)</b>	<b>654,591</b>	<b>1,065,819</b>	<b>155,161</b>	<b>1,875,571</b>
<b>Segment results</b>	<b>8,706</b>	<b>26,495</b>	<b>3,396</b>	<b>38,597</b>
<i>Reconciliation:</i>				
Bank interest income				713
Fair value gains on investment properties, net				1,190
Fair value gain on financial asset at fair value through profit or loss				47
Fair value loss on derivative financial instrument				(197)
Finance costs				(1,393)
Share of profit of an associate				162
Corporate and other unallocated expenses				(2,023)
Profit before tax				37,096
<b>Segment assets</b>	<b>331,978</b>	<b>496,901</b>	<b>42,074</b>	<b>870,953</b>
<i>Reconciliation:</i>				
Investment in an associate				3,662
Deferred tax assets				7,542
Cash and cash equivalents				73,732
Corporate and other unallocated assets				124,275
Total assets				1,080,164
<b>Segment liabilities</b>	<b>93,629</b>	<b>314,989</b>	<b>39,016</b>	<b>447,634</b>
<i>Reconciliation:</i>				
Income tax payable				5,512
Interest-bearing bank and other borrowings				134,026
Deferred tax liabilities				604
Corporate and other unallocated liabilities				36,606
Total liabilities				624,382
<b>Other segment information:</b>				
Depreciation				10,802
Other non-cash expenses/(income), net	718	359	(438)	639
Capital expenditure				1,703



## NOTES TO FINANCIAL STATEMENTS

30 June 2021

## 4. OPERATING SEGMENT INFORMATION (continued)

	Components Distribution HK\$'000	IT Infrastructure HK\$'000	Consumer Electronics Products HK\$'000	Total HK\$'000
<b>Year ended 30 June 2020</b>				
<b>Segment revenue (note 5)</b>	632,059	922,035	212,289	1,766,383
<b>Segment results</b>	5,873	14,756	1,318	21,947
<i>Reconciliation:</i>				
Bank interest income				618
Fair value losses on investment properties				(6,622)
Fair value gain on financial asset at fair value through profit or loss				154
Fair value gain on derivative financial instrument				213
Loss on disposal of an associate				(4,400)
Finance costs				(3,099)
Share of profit of an associate				993
Corporate and other unallocated expenses				(1,865)
Profit before tax				7,939
<b>Segment assets</b>	305,040	400,102	30,325	735,467
<i>Reconciliation:</i>				
Investment in an associate				3,413
Deferred tax assets				7,923
Cash and cash equivalents				86,711
Corporate and other unallocated assets				61,544
Total assets				895,058
<b>Segment liabilities</b>	64,503	229,850	43,530	337,883
<i>Reconciliation:</i>				
Income tax payable				8,587
Interest-bearing bank and other borrowings				85,540
Deferred tax liabilities				2,236
Corporate and other unallocated liabilities				33,576
Total liabilities				467,822
<b>Other segment information:</b>				
Depreciation				11,650
Other non-cash expenses/(income), net	(1,195)	1,122	802	729
Capital expenditure				1,856

**NOTES TO FINANCIAL STATEMENTS**

30 June 2021

**4. OPERATING SEGMENT INFORMATION** (continued)

## GEOGRAPHICAL INFORMATION

	Hong Kong HK\$'000	Mainland China HK\$'000	Others HK\$'000	Total HK\$'000
<b>Year ended 30 June 2021</b>				
<b>Segment revenue</b>	<b>1,166,634</b>	<b>479,720</b>	<b>229,217</b>	<b>1,875,571</b>
<b>Non-current assets</b>	<b>28,997</b>	<b>48,661</b>	<b>22,009</b>	<b>99,667</b>
<b>Year ended 30 June 2020</b>				
<b>Segment revenue</b>	1,154,350	455,246	156,787	1,766,383
<b>Non-current assets</b>	90,845	48,374	21,180	160,399

The revenue information is based on the locations of the customers.

The non-current assets information is based on the locations of assets and excludes deferred tax assets.

## INFORMATION ABOUT MAJOR CUSTOMERS

The Group does not have a single external customer from whom the revenue derived amounted to 10% or more of the Group's revenue during the year (2020: Nil).

**5. REVENUE, OTHER INCOME AND GAINS, NET**

An analysis of revenue is as follows:

	2021 HK\$'000	2020 HK\$'000
<b>Revenue from contracts with customers</b>	<b>1,875,571</b>	1,766,383

## NOTES TO FINANCIAL STATEMENTS

30 June 2021

## 5. REVENUE, OTHER INCOME AND GAINS, NET (continued)

## REVENUE FROM CONTRACTS WITH CUSTOMERS

## (i) Disaggregated revenue information

	Component Distribution HK\$'000	IT Infrastructure HK\$'000	Consumer Electronics Products HK\$'000	Total HK\$'000
<b>For the year ended 30 June 2021</b>				
<b>Types of goods or services</b>				
Sale of goods	654,591	877,696	155,161	1,687,448
Provision of professional and warranty services	–	188,123	–	188,123
<b>Total revenue from contracts with customers</b>	<b>654,591</b>	<b>1,065,819</b>	<b>155,161</b>	<b>1,875,571</b>
<b>Geographical markets</b>				
Hong Kong	160,380	851,705	154,549	1,166,634
Mainland China	434,850	44,870	–	479,720
Others	59,361	169,244	612	229,217
<b>Total revenue from contracts with customers</b>	<b>654,591</b>	<b>1,065,819</b>	<b>155,161</b>	<b>1,875,571</b>
<b>Timing of revenue recognition</b>				
Goods and services transferred at a point in time	654,591	889,216	155,161	1,698,968
Services transferred over time	–	176,603	–	176,603
<b>Total revenue from contracts with customers</b>	<b>654,591</b>	<b>1,065,819</b>	<b>155,161</b>	<b>1,875,571</b>

## NOTES TO FINANCIAL STATEMENTS

30 June 2021

## 5. REVENUE, OTHER INCOME AND GAINS, NET (continued)

## REVENUE FROM CONTRACTS WITH CUSTOMERS (continued)

## (i) Disaggregated revenue information (continued)

	Component Distribution HK\$'000	IT Infrastructure HK\$'000	Consumer Electronics Products HK\$'000	Total HK\$'000
<b>For the year ended 30 June 2020</b>				
<b>Types of goods or services</b>				
Sale of goods	632,059	778,820	211,364	1,622,243
Provision of professional and warranty services	–	143,215	925	144,140
<b>Total revenue from contracts with customers</b>	<b>632,059</b>	<b>922,035</b>	<b>212,289</b>	<b>1,766,383</b>
<b>Geographical markets</b>				
Hong Kong	148,361	796,227	209,762	1,154,350
Mainland China	409,008	46,238	–	455,246
Others	74,690	79,570	2,527	156,787
<b>Total revenue from contracts with customers</b>	<b>632,059</b>	<b>922,035</b>	<b>212,289</b>	<b>1,766,383</b>
<b>Timing of revenue recognition</b>				
Goods and services transferred at a point in time	632,059	760,441	212,289	1,604,789
Services transferred over time	–	161,594	–	161,594
<b>Total revenue from contracts with customers</b>	<b>632,059</b>	<b>922,035</b>	<b>212,289</b>	<b>1,766,383</b>

The following table shows the amounts of revenue recognised in the current reporting period that were included in the contract liabilities at the beginning of the reporting period:

	2021 HK\$'000	2020 HK\$'000
Revenue recognised that was included in contract liabilities at the beginning of the reporting period:		
Sale of goods	41,720	41,369
Provision of professional and warranty services	91,835	93,819
	<b>133,555</b>	<b>135,188</b>

## NOTES TO FINANCIAL STATEMENTS

30 June 2021

## 5. REVENUE, OTHER INCOME AND GAINS, NET (continued)

## REVENUE FROM CONTRACTS WITH CUSTOMERS (continued)

## (ii) Performance obligations

Information about the Group's performance obligations is summarised below:

*Sale of goods*

The performance obligation is satisfied upon product delivery and payment is generally due within 30 to 60 days from delivery, where payment in advance is normally required.

*Provision of professional and warranty services*

The performance obligation is satisfied upon service delivery, or over time as services are rendered and payment is generally due within 30 to 60 days from the date of billing where payment in advance is normally required before rendering the services.

The amounts of transaction prices allocated to the remaining performance obligations (unsatisfied or partially unsatisfied) as at 30 June are as follows:

	2021 HK\$'000	2020 HK\$'000
Amounts expected to be recognised as revenue:		
Within one year	142,305	127,209
After one year	16,098	6,346
	<b>158,403</b>	133,555

The amounts of transaction prices allocated to the remaining performance obligations which are expected to be recognised after one year relate to warranty services of which the performance obligations are to be satisfied within two years. All the other amounts of transaction prices allocated to the remaining performance obligations are expected to be recognised as revenue within one year. The amounts disclosed above do not include variable consideration which is constrained.

	2021 HK\$'000	2020 HK\$'000
<b>Other income and gains, net</b>		
Bank interest income	713	618
Gross rental income	1,820	2,454
Fair value gain on financial asset at fair value through profit or loss	47	154
Fair value gain on derivative financial instrument	–	213
Fair value gains on investment properties, net	1,190	–
Government subsidies*	8,777	3,390
Gain on rent concession	63	92
Others	3,516	2,222
	<b>16,126</b>	9,143

\* The subsidies mainly represent subsidies received in connection with the COVID-19 pandemic in Hong Kong and Singapore. There are no unfulfilled conditions, relating to the subsidies.

## NOTES TO FINANCIAL STATEMENTS

30 June 2021

## 6. PROFIT BEFORE TAX

The Group's profit before tax is arrived at after charging/(crediting):

	Notes	Group	
		2021 HK\$'000	2020 HK\$'000
Cost of inventories sold		<b>1,617,820</b>	1,556,626
Cost of services provided		<b>84,115</b>	63,952
Reversal of write-down of inventories to net realisable value, net*		<b>(5,913)</b>	(3,235)
Depreciation of property, plant and equipment	11	<b>9,293</b>	10,149
Depreciation of right-of-use assets	13(a)	<b>1,509</b>	1,501
Fair value (gains)/losses on investment properties, net	12	<b>(1,190)</b>	6,622
Fair value gain on financial asset at fair value through profit or loss		<b>(47)</b>	(154)
Fair value loss/(gain) on derivative financial instrument		<b>197</b>	(213)
Foreign exchange differences, net		<b>728</b>	693
Lease payments not included in the measurement of lease liabilities	13(c)	<b>2,090</b>	2,507
Auditors' remuneration:			
Audit fee paid to the auditor of the Company		<b>1,808</b>	1,670
Audit fee paid to other auditors		<b>135</b>	128
Non-audit fees paid to the auditor of the Company		<b>229</b>	373
Non-audit fees paid to other auditors		<b>10</b>	12
Employee benefit expense (excluding directors' remuneration (note 32(b))):			
Wages and salaries		<b>106,009</b>	87,337
Pension scheme contributions		<b>6,691</b>	6,403
		<b>112,700</b>	93,740
Impairment of trade receivables, net	19(b)	<b>6,552</b>	3,964
Loss on disposal of items of property, plant and equipment		<b>154</b>	26
Loss on disposal of an associate#		<b>–</b>	4,400
Gain on rent concession		<b>(63)</b>	(92)

\* The amount is included in "Cost of sales" on the face of the consolidated statement of profit or loss and other comprehensive income.

# The amount is included in "Other expenses, net" on the face of the consolidated statement of profit or loss and other comprehensive income.

## NOTES TO FINANCIAL STATEMENTS

30 June 2021

### 7. FINANCE COSTS

	Group	
	2021	2020
	HK\$'000	HK\$'000
Interest on bank and other borrowings	1,357	3,020
Interest on lease liabilities	36	79
	<b>1,393</b>	3,099

### 8. INCOME TAX EXPENSE

Hong Kong profits tax has been provided at the rate of 16.5% (2020: 16.5%) on the estimated assessable profits arising in Hong Kong during the year, except for one subsidiary of the Group which is a qualifying entity under the two-tiered profits tax rates regime effective from the year of assessment 2020/2021. The first HK\$2,000,000 (2020: HK\$2,000,000) of assessable profits of this subsidiary are taxed at 8.25% and the remaining assessable profits are taxed at 16.5%. Taxes on profits assessable elsewhere have been calculated at the rates of tax prevailing in the jurisdictions in which the Group operates.

	Group	
	2021	2020
	HK\$'000	HK\$'000
Current		
Charge for the year	5,797	5,271
Underprovision in prior years	153	437
	<b>5,950</b>	5,708
Deferred ( <i>note 26</i> )	85	(2,777)
Total tax expense for the year	<b>6,035</b>	2,931

New Spirit Electronic Technology Development (Shenzhen) Company Limited, a wholly-owned subsidiary of the Group, is subject to a preferential tax rate of 15% (2020: 15%) as it was designated as a high technology enterprise for the years ended 30 June 2021 and 2020.

## NOTES TO FINANCIAL STATEMENTS

30 June 2021

## 8. INCOME TAX EXPENSE (continued)

A reconciliation of the tax expense applicable to profit before tax at the statutory rate of Hong Kong to the tax expense at the effective tax rate is as follows:

	Group	
	2021	2020
	HK\$'000	HK\$'000
Profit before tax	<b>37,096</b>	7,939
Tax at the statutory rate of Hong Kong of 16.5% (2020: 16.5%)	<b>6,121</b>	1,310
Adjustments in respect of current tax of previous periods	<b>153</b>	437
Income not subject to tax	<b>(1,973)</b>	(1,008)
Expenses not deductible for tax	<b>981</b>	2,959
Tax losses utilised from previous periods	<b>(214)</b>	(1,973)
Tax losses not recognised	<b>1,411</b>	659
Profit attributable to an associate	<b>(27)</b>	(164)
Others	<b>(417)</b>	711
Tax expense at the Group's effective rate of 16.3% (2020: 36.9%)	<b>6,035</b>	2,931

## 9. DIVIDENDS

	Group	
	2021	2020
	HK\$'000	HK\$'000
Interim dividend – HK\$0.028 (2020: HK\$0.039) per ordinary share	<b>6,013</b>	8,376
Proposed final dividend – HK\$0.108 (2020: HK\$0.046) per ordinary share	<b>23,193</b>	9,878
	<b>29,206</b>	18,254

The proposed final dividend for the year ended 30 June 2020 was approved by the Company's shareholders at the annual general meeting held during the current financial year on 23 October 2020.

The proposed final dividend for the current financial year is subject to the approval of the Company's shareholders at the forthcoming annual general meeting.



**NOTES TO FINANCIAL STATEMENTS**

30 June 2021

**10. EARNINGS PER SHARE ATTRIBUTABLE TO ORDINARY SHAREHOLDERS OF THE COMPANY**

The calculation of the basic earnings per share amount for the years ended 30 June 2021 and 2020 is based on the profit attributable to the ordinary shareholders of the Company for the respective years, and the weighted average of 214,748,000 and 214,748,000 ordinary shares in issue, respectively, which has taken into account the effect of treasury shares.

The Group has no potentially dilutive ordinary shares in issue during the years ended 30 June 2021 and 2020.

**11. PROPERTY, PLANT AND EQUIPMENT**

	Ownership interests in properties held for own use and buildings HK\$'000	Leasehold improvements HK\$'000	Furniture and fixtures HK\$'000	Office equipment HK\$'000	Motor vehicles HK\$'000	Total HK\$'000
<b>30 June 2021</b>						
At 1 July 2020:						
Cost	146,668	54,800	14,622	23,216	6,098	245,404
Accumulated depreciation	(51,475)	(51,707)	(13,872)	(20,066)	(5,543)	(142,663)
Net carrying amount	95,193	3,093	750	3,150	555	102,741
At 1 July 2020, net of accumulated depreciation	95,193	3,093	750	3,150	555	102,741
Additions	-	578	169	956	-	1,703
Reclassification to assets classified as held for sale (note 23)	(42,443)	(1,838)	(88)	(73)	-	(44,442)
Disposal	-	(122)	(24)	(127)	(20)	(293)
Depreciation provided during the year	(6,003)	(1,543)	(232)	(1,146)	(369)	(9,293)
Exchange realignment	3,818	-	42	176	25	4,061
At 30 June 2021, net of accumulated depreciation	50,565	168	617	2,936	191	54,477
At 30 June 2021:						
Cost	86,191	8,430	4,105	24,121	4,446	127,293
Accumulated depreciation	(35,626)	(8,262)	(3,488)	(21,185)	(4,255)	(72,816)
Net carrying amount	50,565	168	617	2,936	191	54,477

## NOTES TO FINANCIAL STATEMENTS

30 June 2021

### 11. PROPERTY, PLANT AND EQUIPMENT (continued)

	Ownership interests in properties held for own use and buildings HK\$'000	Leasehold improvements HK\$'000	Furniture and fixtures HK\$'000	Office equipment HK\$'000	Motor vehicles HK\$'000	Total HK\$'000
30 June 2020						
At 1 July 2019:						
Cost	123,829	55,148	14,430	27,543	6,128	227,078
Accumulated depreciation	(46,527)	(50,071)	(13,706)	(24,334)	(5,032)	(139,670)
Net carrying amount	77,302	5,077	724	3,209	1,096	87,408
At 1 July 2019						
At 1 July 2019	77,302	5,077	724	3,209	1,096	87,408
Additions	–	358	321	1,177	–	1,856
Transfer from investment property (note 12)	25,800	–	–	–	–	25,800
Disposal	–	–	(26)	–	–	(26)
Depreciation provided during the year	(5,870)	(2,340)	(253)	(1,160)	(526)	(10,149)
Exchange realignment	(2,039)	(2)	(16)	(76)	(15)	(2,148)
At 30 June 2020, net of accumulated depreciation	95,193	3,093	750	3,150	555	102,741
At 30 June 2020:						
Cost	146,668	54,800	14,622	23,216	6,098	245,404
Accumulated depreciation	(51,475)	(51,707)	(13,872)	(20,066)	(5,543)	(142,663)
Net carrying amount	95,193	3,093	750	3,150	555	102,741

## NOTES TO FINANCIAL STATEMENTS

30 June 2021

## 12. INVESTMENT PROPERTIES

		Group 2021 HK\$'000	2020 HK\$'000
	<i>Notes</i>		
Carrying amount at beginning of financial year		<b>42,123</b>	88,808
Transfer to owner-occupied property	11	–	(25,800)
Reclassification to assets classified as held for sale	23	<b>(27,900)</b>	–
Disposal		–	(13,161)
Net gains/(losses) from fair value adjustments recognised in profit or loss	6	<b>1,190</b>	(6,622)
Exchange realignment		<b>1,279</b>	(1,102)
Carrying amount at end of financial year		<b>16,692</b>	42,123

Notes:

- (a) The Group's investment properties are commercial properties situated in Hong Kong (classified as "Assets classified as held for sale" as at 30 June 2021) and Mainland China, and an industrial property situated in Singapore. They are leased to third parties under operating leases, further summary details of which are included in note 13 to the financial statements.
- (b) The Group's investment properties were revalued on 30 June 2021 by BMI Appraisals Limited and Atlas 21 Realty PTE Ltd., independent professionally qualified valuers, using the direct comparison approach and income capitalisation method. Each year, the Group's senior management decide which external valuers to be appointed for the external valuations of the Group's properties. Selection criteria include market knowledge, independence and whether professional standards are maintained. The Group's financial controller has ongoing discussions with the valuers on the valuation assumptions and valuation results when the valuations are performed.

**Fair value hierarchy**

At 30 June 2021, fair value measurements of all of the Group's investment properties are using significant unobservable inputs (Level 3) as defined in IFRS 13. During the year, there were no transfers of fair value measurements between Level 1 (quoted prices in active markets) and Level 2 (significant observable inputs) and no transfers into or out of Level 3 (2020: Nil).

Reconciliation of fair value measurements categorised within Level 3 of the fair value hierarchy:

	Commercial properties HK\$'000	Industrial property HK\$'000
Carrying amount at 1 July 2019	84,191	4,617
Disposal	(13,161)	–
Net losses from fair value adjustments recognised in profit or loss	(6,622)	–
Transfer to an owner-occupied property	(25,800)	–
Exchange realignment	(933)	(169)
Carrying amount at 30 June 2020 and 1 July 2020	<b>37,675</b>	<b>4,448</b>
Net gains from fair value adjustments recognised in profit or loss	<b>1,190</b>	–
Reclassification to assets classified as held for sale	<b>(27,900)</b>	–
Exchange realignment	<b>1,110</b>	<b>169</b>
Carrying amount at 30 June 2021	<b>12,075</b>	<b>4,617</b>

## NOTES TO FINANCIAL STATEMENTS

30 June 2021

## 12. INVESTMENT PROPERTIES (continued)

Notes: (continued)

(b) (continued)

Below is a summary of the valuation techniques used and the key inputs to the valuation of the Group's investment properties:

Valuation techniques	Significant unobservable inputs	Input/range of input	
		2021	2020
<b>Commercial properties</b>			
<i>Property located in Hong Kong<sup>#</sup></i>			
Direct comparison method	Price per square feet (s.q.f)	<b>HK\$6,791 to HK\$7,471 per s.q.f</b>	HK\$5,811 to HK\$7,836 per s.q.f
<i>Properties located in Mainland China</i>			
Direct comparison method and income capitalisation method	(i) Capitalisation rate (%)	<b>3.0% to 3.5%</b>	3.0% to 3.5%
	(ii) Prevailing market rents	<b>RMB122 to RMB210 per s.q.m</b>	RMB122 to RMB210 per s.q.m
	(iii) Price per square metre (s.q.m)	<b>RMB23,000 to RMB26,000 per s.q.m</b>	RMB23,200 to RMB28,800 per s.q.m
<b>Industrial property</b>			
<i>Property located in Singapore</i>			
Direct comparison method	Price per square feet (s.q.f)	<b>S\$479 per s.q.f</b>	S\$479 to S\$480 per s.q.f

<sup>#</sup> Classified as "Assets classified as held for sale" as at 30 June 2021 (note 23)

Under the direct comparison method, the Group assumes sale in the existing status with the benefit of vacant possession and refers to comparable sales evidence as available in the relevant market. Appropriate adjustments have then been made to account for the differences between the properties and the comparables in terms of age, time, location, floor level and other relevant factors.

The income capitalisation approach used in the valuation of properties located in Mainland China was used to cross-check the valuation results from the direct comparison method. The income capitalisation approach is applied based on net rental income that can be generated from the properties under existing tenancies and the reversionary potential of the tenancies if they have been or would be let to tenants.

The aforementioned valuations have been made on the assumption that the Group sells the properties in the market without the benefit of deferred term contracts, leasebacks, joint ventures, management agreements or any similar arrangements which would serve to affect the values of the properties. In addition, no account has been taken of any option or right of pre-emption concerning or affecting the sale of the properties.

An increase (decrease) in the capitalisation rate in isolation would result in a decrease (increase) in the fair value of the investment properties, while an increase (decrease) in the annual rental income or sales price per square metre/feet in isolation would each result in an increase (decrease) in the fair value of the investment properties.

## NOTES TO FINANCIAL STATEMENTS

30 June 2021

## 13. LEASES

## THE GROUP AS A LESSEE

The Group has lease contracts for various items of warehouses, office premises and other equipment used in its operations. Leases of warehouses and office premises generally have lease terms between 2 and 3 years. Other equipment has a lease term of 5 years. Generally, the Group is restricted from assigning and subleasing the leased assets outside the Group. No lease contracts include extension and termination options and variable lease payments.

(a) *Right-of-use assets*

The carrying amounts of the Group's right-of-use assets and the movements during the year are as follows:

	Office premises HK\$'000	Other equipment HK\$'000	Total HK\$'000
As at 1 July 2019	2,271	445	2,716
Depreciation charge	(1,357)	(144)	(1,501)
As at 30 June 2020 and 1 July 2020	914	301	1,215
Additions	<b>3,192</b>	–	<b>3,192</b>
Depreciation charge	<b>(1,365)</b>	<b>(144)</b>	<b>(1,509)</b>
Termination of a lease	<b>(446)</b>	–	<b>(446)</b>
As at 30 June 2021	<b>2,295</b>	<b>157</b>	<b>2,452</b>

(b) *Lease liabilities*

The carrying amount of lease liabilities (included lease liabilities under interest-bearing bank and other borrowings) and the movements during the year are as follows:

	2021 HK\$'000	2020 HK\$'000
Carrying amount at 1 July	<b>1,305</b>	2,716
Additions	<b>3,192</b>	–
Accretion of interest recognised during the year	<b>36</b>	79
Remeasurement on rent concession	<b>(63)</b>	(92)
Payments	<b>(1,365)</b>	(1,398)
Termination of a lease	<b>(462)</b>	–
Carrying amount at 30 June	<b>2,643</b>	1,305
Analysed into:		
Current portion	<b>1,241</b>	1,041
Non-current portion	<b>1,402</b>	264

The maturity analysis of lease liabilities is disclosed in note 34 to the financial statements.

## NOTES TO FINANCIAL STATEMENTS

30 June 2021

## 13. LEASES (continued)

## THE GROUP AS A LESSEE (continued)

(c) *The amounts recognised in profit or loss in relation to leases are as follows:*

	2021 HK\$'000	2020 HK\$'000
Interest on lease liabilities	36	79
Depreciation charge of right-of-use assets	1,509	1,501
Expense relating to short-term leases and other leases with remaining lease terms ended on or before 30 June 2020 (included in administrative expenses)	2,090	2,507
<b>Total amount recognised in profit or loss</b>	<b>3,635</b>	<b>4,087</b>

## THE GROUP AS A LESSOR

The Group leases its investment properties (note 12) consisting of one (2020: one) commercial property in Hong Kong, one (2020: one) commercial property in Mainland China and one (2020: one) industrial property in Singapore under operating lease arrangements. The terms of the leases generally require the tenants to pay security deposits and provide for periodic rent adjustments according to the then prevailing market conditions. Rental income recognised by the Group during the year was HK\$1,820,000 (2020: HK\$2,454,000), details of which are included in note 5 to the financial statements.

At 30 June 2021, the undiscounted minimum lease payments receivable by the Group in future periods under non-cancellable operating leases with its tenants are as follows:

	2021 HK\$'000	2020 HK\$'000
Within one year	825	625
After one year but within two years	300	14
	<b>1,125</b>	<b>639</b>

## NOTES TO FINANCIAL STATEMENTS

30 June 2021

### 14. GOODWILL

	Group	
	2021	2020
	HK\$'000	HK\$'000
At beginning and end of financial year:		
Cost	<b>5,104</b>	5,104
Accumulated impairment	<b>(3,006)</b>	(3,006)
Net carrying amount	<b>2,098</b>	2,098

#### IMPAIRMENT ASSESSMENT

Goodwill acquired through business combinations has been allocated to the following cash-generating units, which are reportable operating segments, at the date of acquisition for impairment testing:

- Components Distribution
- IT Infrastructure

The recoverable amounts of these cash-generating units have been determined based on a value in use calculation using cash flow projections which are based on financial budgets approved by management covering a period of five years and cash flows for the following years are extrapolated based on an estimated average growth rate of 3% (2020: 3%) per annum. The discount rate applied to cash flow projections is 6% (2020: 8%).

At the beginning and end of the financial year, the carrying amounts of goodwill allocated to each of the cash-generating units were as follows:

	2021	2020
	HK\$'000	HK\$'000
Components Distribution	<b>1,901</b>	1,901
IT Infrastructure	<b>197</b>	197
Total	<b>2,098</b>	2,098

## NOTES TO FINANCIAL STATEMENTS

30 June 2021

## 14. GOODWILL (continued)

## IMPAIRMENT ASSESSMENT (continued)

Assumptions were used in the value in use calculation of the relevant cash-generating units for 30 June 2021 and 2020. The following describes each key assumption on which management has based its cash flow projections to undertake impairment testing of goodwill:

- Budgeted revenue**

The basis used to determine the budgeted revenue is with reference to the expected growth rate of the market in which the assessed cash-generating unit operates.
- Budgeted gross margins**

The basis used to determine the value assigned to the budgeted gross margins is the average gross margins achieved in the year immediately before the budget year, increased for expected efficiency improvements.
- Business environment**

There will be no major changes in the existing political, legal and economic conditions in Hong Kong, Mainland China and Singapore in which the assessed entities within the cash-generating units carry on their businesses.
- Discount rate**

The discount rate used is before tax and reflects specific risks relating to the relevant units.

After the assessment, no impairment of goodwill was recognised in profit or loss during the year (2020: Nil).

## 15. INVESTMENTS IN SUBSIDIARIES

	Notes	Company	
		2021 HK\$'000	2020 HK\$'000
Unlisted shares, at cost	(a)	73,931	73,931
Capital contribution in respect of employee share-based compensation		2,377	2,377
Investments in subsidiaries included in non-current assets		76,308	76,308
Amounts due from subsidiaries included in current assets	(b)	52,637	50,867



## NOTES TO FINANCIAL STATEMENTS

30 June 2021

## 15. INVESTMENTS IN SUBSIDIARIES (continued)

Notes:

(a) Particulars of the principal subsidiaries are as follows:

Name	Place of incorporation/ registration and operations	Nominal value of issued ordinary/registered share capital	Percentage of equity indirectly attributable to the Company	Principal activities
Karin Electronic Supplies Company Limited	Hong Kong	Ordinary HK\$3,592,394	100	Distribution and trading of electronic components and provision of computer data storage management solutions and services
New Spirit Technology Limited	Hong Kong	Ordinary HK\$1,500,000	100	Provision of integrated circuit application design solutions
New Spirit Electronic Technology Development (Shenzhen) Company Limited*	The People's Republic of China (the "PRC")/Mainland China	Registered HK\$1,000,000	100	Provision of IC software application design solutions
Karin Electronic Trading (Shenzhen) Company Limited*	PRC/Mainland China	Registered HK\$2,000,000	100	Trading of electronic components, computer products and peripherals
Karin International Trading (Shanghai) Company Limited*	PRC/Mainland China	Registered US\$1,288,000	100	Trading of electronic components, computer products and peripherals
Kepro Solutions Limited	Hong Kong	Ordinary HK\$1,000,000	100	Provision of computer data storage management solutions and services
Sen Spirit Technology Limited	Hong Kong	Ordinary HK\$1,000,000	100	Distribution of computer products and peripherals
Compucon Computers Limited	Hong Kong	Ordinary HK\$100,000	100	Trading of electronics products and peripherals and provision of software products and solutions
Compusmart Limited	British Virgin Islands/Hong Kong	Ordinary US\$1	100	Property holding
Karga Solutions Limited	Hong Kong	Ordinary HK\$100,000	100	Provision of professional consulting services and software products, solutions and training
Kartec Information System (Shenzhen) Company Limited*	PRC/Mainland China	Registered HK\$7,000,000	75	Distribution of computer products and peripherals

## NOTES TO FINANCIAL STATEMENTS

30 June 2021

## 15. INVESTMENTS IN SUBSIDIARIES (continued)

Notes: (continued)

(a) Particulars of the principal subsidiaries are as follows: (continued)

Name	Place of incorporation/ registration and operations	Nominal value of issued ordinary/registered share capital	Percentage of equity indirectly attributable to the Company	Principal activities
I M I Kabel & Engineering Pte. Ltd.	Singapore	Ordinary S\$300,000	70	Distribution of industrial cables
Matrix Power Technology (Shenzhen) Co. Ltd*	PRC/Mainland China	Registered RMB9,400,000	70	Provision of power supply solution services
Karsing Pte. Limited	Singapore	Ordinary S\$10,000	100	Property holding and provision of computer data storage management solutions and services
KCF A Store Limited	Hong Kong	Ordinary HK\$2,500,000	80	Distribution of electronic products and accessories
Kagile Solutions Limited	Hong Kong	Ordinary HK\$10,000	70	Provision of software application products for corporate clients
Karin (Macau) Company Limited	Macau	Registered MOP25,000	100	Distribution and trading of electronic components and provision of computer data storage management solutions and services
Kepro (Macau) Company Limited	Macau	Registered MOP25,000	100	Provision of computer data storage management solutions and services

\* The English names of the subsidiaries are direct translations of their registered Chinese names.

The above table lists the subsidiaries of the Company which, in the opinion of the directors, principally affected the results for the year or formed a substantial portion of the net assets of the Group. To give details of other subsidiaries would, in the opinion of the directors, result in particulars of excessive length.

- (b) The balances with subsidiaries are unsecured, interest-free and repayable on demand. The carrying amounts of the balances approximate to their fair values.
- (c) Management is of the opinion that the Group does not have any material non-wholly-owned subsidiary which requires additional disclosures in accordance with the requirements set out in IFRS 12.

## NOTES TO FINANCIAL STATEMENTS

30 June 2021

## 16. INVESTMENT IN AN ASSOCIATE

	Note	Group 2021 HK\$'000	2020 HK\$'000
Share of net assets	(a)	<b>3,662</b>	3,413

Notes:

- (a) Particulars of an associate are as follows:

Name	Place of registration and operations	Nominal value of registered capital	Percentage of equity indirectly attributable to the Company	Principal activities
Shanghai Cosel International Trading Co., Ltd. ("SCIT")	PRC/Mainland China	US\$200,000	30	Trading of switch mode power supplies and provision of consulting services

The Group's voting power held and profit sharing arrangement in relation to SCIT are 30% (2020: 30%).

- (b) SCIT is considered as a material associate of the Group. The following table illustrates the summarised financial information of SCIT, adjusted for any differences in accounting policies and reconciled to the carrying amount in the consolidated financial statements:

	Group 2021 HK\$'000	2020 HK\$'000
Current assets	<b>25,531</b>	25,402
Non-current assets	<b>24</b>	32
Current liabilities	<b>(13,348)</b>	(14,057)
Net assets	<b>12,207</b>	11,377
Reconciliation to the Group's interest in the associate:		
Proportion of the Group's ownership	<b>30%</b>	30%
Group's share of net assets of the associate and carrying amount of the investment	<b>3,662</b>	3,413
Revenue	<b>101,817</b>	87,905
Profit and total comprehensive income for the year	<b>540</b>	3,310
Dividend received	<b>361</b>	334

## NOTES TO FINANCIAL STATEMENTS

30 June 2021

### 17. FINANCIAL ASSET AT FAIR VALUE THROUGH PROFIT OR LOSS

	Note	Group 2021 HK\$'000	2020 HK\$'000
Current			
Unlisted equity investment	(a)	1,218	1,171

Note:

- (a) On 25 June 2015, the Group entered into an investment agreement with an independent third party (the "Investee"), pursuant to which the Group invested in a product development project undertaken by the Investee (the "Project") at an initial investment cost of HK\$2 million.

During the year ended 30 June 2021, a fair value gain on the investment in the Project amounting to HK\$47,000 (2020: HK\$154,000) was credited to profit or loss as "Other income and gains, net".

#### FAIR VALUE HIERARCHY

At 30 June 2021, fair value measurement of the Group's financial asset at fair value through profit or loss is using significant unobservable inputs (Level 3) as defined in IFRS 13. During the year, there were no transfers of fair value measurements between Level 1 (quoted prices in active markets) and Level 2 (significant observable inputs) and no transfers into or out of Level 3 (2020: Nil).

Reconciliation of fair value measurements categorised within Level 3 of the fair value hierarchy:

	Group 2021 HK\$'000	2020 HK\$'000
Carrying amount at beginning of year	1,171	1,017
Net gain from a fair value adjustment recognised in profit or loss	47	154
Carrying amount at end of year	1,218	1,171

Below is a summary of the valuation technique used and the key input to the valuation in the current year:

Valuation techniques	Significant unobservable inputs	Rate	Sensitivity of fair value to inputs
Unlisted equity investment	Income approach Discount rate	9.70% (2020: 9.86%)	When the discount rate increases/decreases by 50 basis points (2020-50 basis points), the fair value will decrease/increase by HK\$60,000 and HK\$66,000 (2020: HK\$57,000 and HK\$63,000), respectively.

## NOTES TO FINANCIAL STATEMENTS

30 June 2021

## 18. INVENTORIES

Inventories of the Group are trading stocks.

## 19. TRADE AND BILLS RECEIVABLES

	Notes	Group 2021 HK\$'000	2020 HK\$'000
Trade receivables	(a)	<b>439,039</b>	334,209
Less: Impairment of trade receivables	(b)	<b>(7,571)</b>	(7,271)
		<b>431,468</b>	326,938
Bills receivables		<b>21,738</b>	12,955
		<b>453,206</b>	339,893

Notes:

- (a) The Group offers credit terms to certain customers. Trade receivables, which are non-interest-bearing, are recognised and carried at their original invoice amounts less allowances for any uncollectible amounts. The Group does not hold any collateral or other credit enhancements over these balances. The Group seeks to maintain strict control over its outstanding receivables and has a credit control department to minimise credit risk. Overdue balances are reviewed regularly by senior management. In view of the aforementioned and the fact that the Group's trade receivables relate to a large number of diversified customers, there is no significant concentration of credit risk. Trade receivables are non-interest-bearing.
- (b) The movements in the loss allowance of trade receivables are as follows:

	Group 2021 HK\$'000	2020 HK\$'000
At beginning of financial year	<b>7,271</b>	3,306
Impairment losses, net (note 6)	<b>6,552</b>	3,964
Amount written off as uncollectible	<b>(6,257)</b>	–
Exchange realignment	<b>5</b>	1
At end of financial year	<b>7,571</b>	7,271

An impairment analysis is performed at each reporting date using a provision matrix to measure expected credit losses. The provision rates are based on days past due for groupings of various customer segments with similar geographical regions. The calculation reflects the reasonable and supportable information that is available at the reporting date about past events, current conditions and forecasts of future economic conditions. Generally, trade receivables are written off if past due for more than one year and are not subject to enforcement activity.

## NOTES TO FINANCIAL STATEMENTS

30 June 2021

### 19. TRADE AND BILLS RECEIVABLES (continued)

Notes: (continued)

(b) (continued)

Set out below is the information about the credit risk exposure on the Group's trade receivables using a provision matrix:

As at 30 June 2021

	Current	Past due			Total
		Less than 1 month	1 to 3 months	Over 3 months	
Expected credit loss rate	0.17%	0.21%	0.48%	43.42%	1.72%
Gross carrying amount (HK\$'000)	317,302	70,132	36,148	15,457	439,039
Expected credit losses (HK\$'000)	543	144	173	6,711	7,571

As at 30 June 2020

	Default	Current	Past due			Total
			Less than 1 month	1 to 3 months	Over 3 months	
Expected credit loss rate	100%	0.10%	0.10%	2.27%	10.61%	2.18%
Gross carrying amount (HK\$'000)	2,571	212,075	53,856	30,584	35,123	334,209
Expected credit losses (HK\$'000)	2,571	222	55	695	3,728	7,271

## NOTES TO FINANCIAL STATEMENTS

30 June 2021

## 20. PREPAYMENTS, OTHER RECEIVABLES AND OTHER ASSETS

	Note	Group	
		2021 HK\$'000	2020 HK\$'000
Prepayments		<b>149,549</b>	126,848
Contract assets	(a)	<b>5,972</b>	3,387
Deposits		<b>2,087</b>	2,349
Other receivables		<b>688</b>	4,970
		<b>158,296</b>	137,554
Current portion included in prepayments, other receivables and other assets		<b>(138,010)</b>	(128,745)
Non-current portion		<b>20,286</b>	8,809

None of the above assets is either past due or impaired. The financial assets included in the above balances relate to deposits and receivables for which there was no recent history of default. The Group has thereby concluded that the expected credit loss rates for trade receivables are a reasonable approximation of the rates for the deposits and other receivables. Since the deposits and other receivables are related to receivables which are still in current and the payment is not due, the expected credit loss rates of deposits and other receivables are assessed to be minimal.

Note:

(a)

	30 June 2021 HK\$'000	30 June 2020 HK\$'000	1 July 2019 HK\$'000
Contract assets arising from:			
IT infrastructure	<b>5,972</b>	3,387	–

Contract assets are initially recognised for revenue earned from the IT infrastructure as the receipt of consideration is based on the billing process. Included in contract assets for IT infrastructure are unbilled amounts of revenue. Upon completion of the billing of the revenue from the contract customer, the amounts recognised as contract assets are reclassified to trade receivables. The increase in contract assets in 2021 and 2020 was the result of the increase in the ongoing sale of IT infrastructure at the end of each of the years.

## NOTES TO FINANCIAL STATEMENTS

30 June 2021

## 20. PREPAYMENTS, OTHER RECEIVABLES AND OTHER ASSETS (continued)

*Note: (continued)*

(a) (continued)

The expected timing of recovery or settlement for contract assets as at 30 June is as follows:

	2021 HK\$'000	2020 HK\$'000
Within one year	1,177	454
After one year	4,795	2,933
<b>Total contract assets</b>	<b>5,972</b>	3,387

An impairment analysis is performed at each reporting date using a provision matrix to measure expected credit losses. The provision rates for the measurement of the expected credit losses of the contract assets are based on those of the trade receivables as the contract assets and the trade receivables are from the same customer bases. The provision rates of contract assets are based on days past due of trade receivables for groupings of various customer segments with similar loss patterns. The calculation reflects the reasonable and supportable information that is available at the reporting date about past events, current conditions and forecasts of future economic conditions.

None of the above assets is either past due or impaired. There was no recent history of default for the contract assets. Since the contract assets are related to receivables which are still in current and the payment is not due, the expected credit loss rates of contract assets are assessed to be minimal.

## 21. DERIVATIVE FINANCIAL INSTRUMENT

The Group has entered into various forward currency contracts to manage its exchange rate exposures which did not meet the criteria for hedge accounting under IFRSs. The forward currency contracts are derivatives and are classified as financial assets at fair value through profit or loss and are stated at fair values at the end of the reporting period. The fair values disclosed in these financial statements were based on valuation techniques for which all inputs which have a significant effect on the recorded fair value are observable, either directly or indirectly (Level 2 of the fair value hierarchy as defined in IFRS 7).

Fair value loss on derivative financial instrument amounting to HK\$197,000 (2020: fair value gain of HK\$213,000) was charged to profit or loss as "Other expenses, net" in 2021 (2020: Other income and gains, net).

The fair value of the Group's forward currency contracts is determined by discounting the estimated future cash flows which are based on the terms and conditions of the forward currency contracts, the historical prices of the underlying currencies, the contractual period, discount rate and other factors materially affecting the values of the forward contracts.

During the year, there were no transfers of fair value measurements between Level 1 and Level 2 and no transfers into or out of Level 3 for the financial instruments (2020: Nil).



**NOTES TO FINANCIAL STATEMENTS**

30 June 2021

**22. CASH AND CASH EQUIVALENTS**

	Group		Company	
	2021 HK\$'000	2020 HK\$'000	2021 HK\$'000	2020 HK\$'000
Cash and bank balances	<b>73,732</b>	86,711	<b>235</b>	230

At 30 June 2021, the cash and bank balances of the Group denominated in Renminbi (“RMB”) amounted to HK\$35,716,000 (2020: HK\$38,185,000). The RMB is not freely convertible into other currencies, however, under Mainland China’s Foreign Exchange Control Regulations and Administration of Settlement, Sale and Payment of Foreign Exchange Regulations, the Group is permitted to exchange RMB for other currencies through banks authorised to conduct foreign exchange business.

Cash at banks earns interest at floating rates based on daily bank deposit rates. The bank balances are deposited with major international banks in Mainland China, Hong Kong and Singapore and state-owned banks in Mainland China with no recent history of default.

**23. ASSETS CLASSIFIED AS HELD FOR SALE/LIABILITIES DIRECTLY ASSOCIATED WITH ASSETS CLASSIFIED AS HELD FOR SALE**

Compusmart Limited (“Compusmart”) is a wholly-owned subsidiary of the Company, which was incorporated in British Virgin Islands with limited liability and engaged in property holding. As at 30 June 2021, the Group has been actively locating potential independent third party purchasers on the possible disposal of Karin Building. The intended disposal was expected to be completed during the year ending 30 June 2022. Accordingly, the assets and liabilities of Compusmart were classified as assets and liabilities held for sale and are presented separately in the consolidated statement of financial position as at 30 June 2021. The major classes of assets and liabilities classified as held for sale as at 30 June 2021 were as follows:

	Notes	HK\$'000
Property, plant and equipment	11	<b>44,442</b>
Investment property	12	<b>27,900</b>
Prepayments, deposits and other receivables		<b>129</b>
Cash and cash equivalents		<b>269</b>
<b>Total assets classified as held for sale</b>		<b>72,740</b>
Other payables and accruals		<b>2,062</b>
Tax payable		<b>1,475</b>
Deferred tax liabilities	26	<b>1,355</b>
<b>Total liabilities directly associated with assets classified as held for sale</b>		<b>4,892</b>
<b>Net assets</b>		<b>67,848</b>

## NOTES TO FINANCIAL STATEMENTS

30 June 2021

## 24. TRADE PAYABLES, OTHER PAYABLES AND ACCRUALS

	Note	Group		Company	
		2021 HK\$'000	2020 HK\$'000	2021 HK\$'000	2020 HK\$'000
Trade payables		<b>283,383</b>	199,654	–	–
Contract liabilities	(a)	<b>158,403</b>	133,555	–	–
Refund liabilities		<b>552</b>	869	–	–
Other payables		<b>5,963</b>	12,239	–	–
Accruals		<b>28,616</b>	20,987	<b>3,362</b>	2,091
Receipts in advance		–	3,207	–	–
Other payables and accruals		<b>193,534</b>	170,857	<b>3,362</b>	2,091
		<b>476,917</b>	370,511	<b>3,362</b>	2,091
Current portion included in trade payables, other payables and accruals		<b>(460,819)</b>	(364,165)	<b>(3,362)</b>	(2,091)
Non-current portion		<b>16,098</b>	6,346	–	–

The trade and other payables are non-interest-bearing and are normally settled on 30-60 days terms.

(a) Details of contract liabilities are as follows:

	30 June 2021 HK\$'000	30 June 2020 HK\$'000	1 July 2019 HK\$'000
<i>Advances received from customers</i>			
Sales of goods	<b>51,403</b>	41,720	41,369
Provision of professional and warranty services	<b>107,000</b>	91,835	93,819
	<b>158,403</b>	133,555	135,188

Contract liabilities include advances received to sell the goods and render professional and warranty services. The increase in contract liabilities in 2021 was mainly due to the increase in advances received from customers in relation to provision of professional and warranty services at the end of the year. The decrease in contract liabilities in 2020 was mainly due to the decrease in advances received from customers in relation to provision of professional and warranty services at the end of prior year.

## NOTES TO FINANCIAL STATEMENTS

30 June 2021

## 25. INTEREST-BEARING BANK AND OTHER BORROWINGS

	2021		2020	
	Maturity	HK\$'000	Maturity	HK\$'000
<b>Current</b>				
Lease liabilities (note 13(b))	2021	98	2020	93
Bank loans, unsecured	2021	130,743	2020	85,183
Bank overdraft	On demand	3,019	–	–
		<b>133,860</b>		<b>85,276</b>
<b>Non-current</b>				
Lease liabilities (note 13(b))	2024	166	2024	264
		<b>134,026</b>		<b>85,540</b>

The Group's bank loans bear interest at floating rates ranging from 0.7% to 1.6% (2020: 1.1% to 5.3%) per annum.

Except for bank overdraft denominated in Singapore dollars, all the bank and other borrowings of the Group as at 30 June 2021 and 2020 were denominated in Hong Kong dollars. At 30 June 2021, bank borrowings of HK\$133,762,000 (2020: HK\$85,183,000) were covered by cross corporate guarantees given by the Company and certain of its subsidiaries.

## 26. DEFERRED TAX

The movements in deferred tax assets and liabilities of the Group during the year are as follows:

	Notes	Assets provision HK\$'000	Losses available for offsetting against future taxable profits HK\$'000	Tax depreciation allowance in excess of related depreciation HK\$'000	Fair value adjustment from acquisition of a subsidiary HK\$'000	Total HK\$'000
At 1 July 2019		1,447	4,442	(2,948)	(93)	2,848
Deferred tax credited to profit or loss during the year	8	972	1,599	113	93	2,777
Exchange realignment		63	–	(1)	–	62
At 30 June 2020 and at 1 July 2020		<b>2,482</b>	<b>6,041</b>	<b>(2,836)</b>	–	<b>5,687</b>
Deferred tax credited/(charged) to profit or loss during the year	8	(772)	542	145	–	(85)
Reclassification to liabilities directly associated with assets classified as held for sale	23	–	–	1,355	–	1,355
Exchange realignment		(33)	–	14	–	(19)
At 30 June 2021		<b>1,677</b>	<b>6,583</b>	<b>(1,322)</b>	–	<b>6,938</b>

## NOTES TO FINANCIAL STATEMENTS

30 June 2021

## 26. DEFERRED TAX (continued)

For presentation purposes, certain deferred tax assets and liabilities have been offset in the consolidated statement of financial position. The following is an analysis of the deferred tax balances of the Group for financial reporting purposes:

	2021 HK\$'000	2020 HK\$'000
Deferred tax assets	7,542	7,923
Deferred tax liabilities	(604)	(2,236)
Net deferred tax assets	6,938	5,687

## Notes:

- (a) At 30 June 2021 and 2020, there was no significant unrecognised deferred tax liability for taxes that would be payable on the unremitted earnings of the Company as the Company has no liability to additional tax should such amounts be remitted to its shareholders in the form of dividends.
- (b) Pursuant to the PRC Corporate Income Tax Law, a 10% withholding tax is levied on dividends declared to foreign investors from the foreign investment enterprises established in Mainland China. The requirement is effective from 1 January 2008 and applies to earnings after 31 December 2007. A lower withholding tax rate may be applied if there is a tax treaty between Mainland China and the jurisdiction of the foreign investors. For the Group, the applicable rate is 5% or 10%. The Group is therefore liable for withholding taxes on dividends distributed by those subsidiaries established in Mainland China in respect of earnings generated from 1 January 2008.

At 30 June 2021 and 2020, no deferred tax has been recognised for withholding taxes that would be payable on the unremitted earnings of the Group's subsidiaries established in Mainland China that are subject to withholding taxes. In the opinion of the directors, it is not probable that these subsidiaries will distribute such earnings in the foreseeable future. At 30 June 2021, the aggregate amount of temporary differences associated with investments in subsidiaries in Mainland China for which deferred tax liabilities have not been recognised was approximately HK\$12,095,000 (2020: HK\$10,695,000).

- (c) At 30 June 2021, deferred tax assets have not been recognised in respect of unused tax losses of HK\$36,311,000 (2020: HK\$28,156,000) as they have arisen in the Company and certain subsidiaries that have been loss-making for some time and it is not probable that taxable profits will be available against which such tax losses can be utilised. Out of this amount, unrecognised tax losses of HK\$6,651,000 (2020: HK\$5,928,000) will expire in five years.

## NOTES TO FINANCIAL STATEMENTS

30 June 2021

## 27. SHARE CAPITAL

## (i) SHARES

	Group and Company	
	2021	2020
	HK\$'000	HK\$'000
Authorised:		
10,000,000,000 ordinary shares of HK\$0.1 each	<b>1,000,000</b>	1,000,000
Issued and fully paid:		
214,760,000 (2020: 214,760,000) ordinary shares of HK\$0.1 each	<b>21,476</b>	21,476

	Number of shares in issue	Issued capital HK\$'000	Share premium account HK\$'000	Total HK\$'000
At 1 July 2019, 30 June 2020, 1 July 2020 and 30 June 2021	<b>214,760,000</b>	<b>21,476</b>	<b>45,885</b>	<b>67,361</b>

## (ii) TREASURY SHARES

There was no movement in the Group's and the Company's treasury shares during the current and prior years:

	Number of shares	Amount HK\$'000
At 1 July 2019, 30 June 2020, 1 July 2020 and 30 June 2021	<b>12,000</b>	<b>19</b>

## NOTES TO FINANCIAL STATEMENTS

30 June 2021

### 28. SHARE OPTION SCHEMES

The Company operates the 2005 Karin Employee Share Option Scheme (the “**2005 ESOS**”) for the purpose of providing incentives and rewards to eligible participants who have contributed significantly to the growth and performance of the Group. Eligible participants of the 2005 ESOS include the Company’s directors, including independent directors, and other employees of the Group.

The offer of a grant of share options may be accepted within 30 days after the relevant offer date by completing, signing and returning to the Company the acceptance form accompanied by payment of HK\$1.00 as consideration by the grantee. The exercise period of the share options granted at market price commences at any time after the first anniversary from the offer date of that option and the exercise period of the share options granted at below market price commences at any time after the second anniversary from the offer date of that option, provided that the options shall be exercised before the tenth anniversary of the relevant offer date, except that the options granted to independent directors shall be exercised before the fifth anniversary of the relevant offer date, or an earlier date as may be determined by the committee of the Scheme (the “**Committee**”).

The exercise price of the share option is determined by the Committee at its absolute discretion and fixed by the Committee at (i) the average last dealt price for the Company’s shares determined by reference to the daily official lists published by the SGX-ST for the five consecutive trading days immediately prior to the relevant offer date (the “**Price**”), or (ii) a price which is set at a discount of not exceeding 20% of the Price and approved by the shareholders at a general meeting in a separate resolution in respect of that option. The aggregate number of shares in respect of which options may be offered to a grantee for subscription in accordance with the Scheme shall be determined at the absolute discretion of the Committee.

Pursuant to a resolution passed at the annual general meeting held on 9 October 2014, the 2005 ESOS was cancelled and the 2014 Karin Employee Share Option Scheme (the “**2014 ESOS**”) has been adopted. There is no material difference between the terms of the 2005 ESOS and the 2014 ESOS, save that the definition of “eligible participants” and necessary modification and/or amendments have been made pursuant to the Listing Manual of the SGX-ST. The purpose of the 2014 ESOS is to replace the 2005 ESOS and to enable the Company to give recognition to the contributions made by eligible participants towards the success and continued well-being of the Group. Upon the termination of the 2005 ESOS, no further share options will be granted under the 2005 ESOS, and there was no outstanding and unexercised options as at 30 June 2021 as all share options granted pursuant to the 2005 ESOS were either exercised or lapsed. Since the adoption of the 2014 ESOS and during the year, no share option was granted pursuant to the 2014 ESOS and no share options were exercised.

Share options do not confer rights on the holders either to dividends, or to vote at shareholders’ meetings.

The share options granted by the Company in the prior years were fully vested to the grantees as at 1 July 2011. Therefore, no equity-settled share option expense was recognised in profit or loss in the current and prior years.

At the end of the reporting period, the Company had no (2020: Nil) share options outstanding under the 2005 ESOS.

## NOTES TO FINANCIAL STATEMENTS

30 June 2021

## 29. RESERVES

## (a) GROUP

The amounts of the Group's reserves and the movements therein for the current and prior years are presented in the consolidated statement of changes in equity of the financial statements.

- (i) The Group's contributed surplus represents the difference between the aggregate of the nominal value of issued share capital and the balance of the contributed surplus account the Company acquired, and the nominal value of the shares of the Company issued in exchange therefor, pursuant to a group restructuring completed in prior years.
- (ii) In accordance with the relevant PRC regulations, each of the Group's PRC subsidiaries is required to transfer not less than 10% of its profit after tax, as determined in accordance with the PRC accounting standards and regulations, to the general reserve until such reserve reaches 50% of its registered capital. The quantum of the annual transfer is subject to the approval of the respective boards of directors of the PRC subsidiaries in accordance with their respective articles of association.
- (iii) The Group's other reserve represents the difference between the amounts by which the non-controlling interests are adjusted and the fair value of the consideration paid to acquire additional interest in a subsidiary.

## (b) COMPANY

	Note	Share premium account HK\$'000	Contributed surplus HK\$'000	Retained profits HK\$'000	Total HK\$'000
At 1 July 2019		45,885	36,311	19,079	101,275
Profit for the year and total comprehensive income for the year		-	-	25,472	25,472
Final 2019 dividend paid		-	-	(16,750)	(16,750)
Interim 2020 dividend paid	9	-	-	(8,376)	(8,376)
At 30 June 2020 and at 1 July 2020		<b>45,885</b>	<b>36,311</b>	<b>19,425</b>	<b>101,621</b>
Profit for the year and total comprehensive income for the year		-	-	15,971	15,971
Final 2020 dividend paid	9	-	-	(9,878)	(9,878)
Interim 2021 dividend paid	9	-	-	(6,013)	(6,013)
At 30 June 2021		<b>45,885</b>	<b>36,311</b>	<b>19,505</b>	<b>101,701</b>

## NOTES TO FINANCIAL STATEMENTS

30 June 2021

### 30. NOTES TO THE CONSOLIDATED STATEMENT OF CASH FLOWS

(a) MAJOR NON-CASH TRANSACTIONS

During the year, the Group had non-cash additions to right-of-use assets and lease liabilities of HK\$3,192,000 and HK\$3,192,000, respectively, in respect of lease arrangements for office premises.

(b) CHANGES IN LIABILITIES ARISING FROM FINANCING ACTIVITIES

	Bank loans HK\$'000	Lease liabilities HK\$'000
At 1 July 2019	126,087	2,716
Changes from financing cash flows	(40,836)	(1,319)
Remeasurement on rent concession	–	(92)
Interest expense	–	79
Interest paid classified as operating cash flows	–	(79)
Effect of changes in foreign exchange rate	(68)	–
	<b>85,183</b>	<b>1,305</b>
At 30 June 2020 and 1 July 2020	<b>85,183</b>	<b>1,305</b>
Changes from financing cash flows	<b>45,560</b>	<b>(1,329)</b>
New leases	–	<b>3,192</b>
Termination of leases	–	<b>(462)</b>
Remeasurement on rent concession	–	<b>(63)</b>
Interest expense	–	<b>36</b>
Interest paid classified as operating cash flows	–	<b>(36)</b>
	<b>130,743</b>	<b>2,643</b>
At 30 June 2021	<b>130,743</b>	<b>2,643</b>

(c) TOTAL CASH OUTFLOW FOR LEASES

The total cash outflow for leases included in the statement of cash flows is as follows:

	2021 HK\$'000	2020 HK\$'000
Within operating activities	<b>2,126</b>	2,586
Within financing activities	<b>1,329</b>	1,319
	<b>3,455</b>	3,905



## NOTES TO FINANCIAL STATEMENTS

30 June 2021

### 31. CONTINGENT LIABILITIES

At the end of the reporting period, contingent liabilities not provided for in the consolidated financial statements were as follows:

	Group		Company	
	2021 HK\$'000	2020 HK\$'000	2021 HK\$'000	2020 HK\$'000
Bank guarantee given in lieu of a utility deposit	<b>207</b>	207	–	–
Guarantees given to banks in connection with facilities granted to subsidiaries	–	–	<b>700,000</b>	700,000
Guarantees given to suppliers in connection with credit facilities granted to subsidiaries	–	–	<b>480,300</b>	476,632
	<b>207</b>	207	<b>1,180,300</b>	1,176,632

As at 30 June 2021, the guarantees given to banks and suppliers by the Company in connection with facilities granted to subsidiaries were utilised to the extent of approximately HK\$133,762,000 (2020: HK\$85,183,000) and HK\$99,715,000 (2020: HK\$91,448,000), respectively.

## NOTES TO FINANCIAL STATEMENTS

30 June 2021

## 32. RELATED PARTY DISCLOSURES

## (a) TRANSACTIONS AND BALANCES WITH RELATED PARTIES

Other than the related party transactions and balances disclosed elsewhere in these financial statements, the Group had no material transaction with related parties during the year and at the end of the reporting period.

## (b) REMUNERATION OF DIRECTORS

	2021 HK\$'000	2020 HK\$'000
Fees	842	759
Other emoluments	6,340	5,104
	<b>7,182</b>	5,863

## (c) COMPENSATION OF KEY MANAGEMENT PERSONNEL (INCLUDING DIRECTORS' REMUNERATION AS DISCLOSED IN (B) ABOVE) OF THE GROUP

	2021 HK\$'000	2020 HK\$'000
Short term employee benefits	14,872	14,808
Post-employment benefits	144	144
	<b>15,016</b>	14,952

Other than the foregoing, there were no principal interested party relationships where control over financial and operating policies existed as at the end of the reporting period.

In the opinion of the directors, the above related party transactions were entered into in the ordinary course of the Group's business and were in accordance with the terms of arrangements governing the transactions.

**NOTES TO FINANCIAL STATEMENTS**

30 June 2021

**33. FINANCIAL INSTRUMENTS BY CATEGORY**

The carrying amounts of each of the categories of financial instruments as at the end of the reporting period are as follows:

**AT 30 JUNE 2021**

	Group			Company
	Financial assets at fair value through profit or loss	Financial assets at amortised cost	Total	Financial assets at amortised cost
	HK\$'000	HK\$'000	HK\$'000	HK\$'000
<b>Financial assets</b>				
Trade and bills receivables	–	453,206	453,206	–
Financial assets included in prepayments, other receivables and other assets	–	2,775	2,775	–
Financial asset at fair value through profit or loss	1,218	–	1,218	–
Amounts due from subsidiaries	–	–	–	52,637
Cash and cash equivalents	–	73,732	73,732	235
	1,218	529,713	530,931	52,872
	Group			Company
	Financial liabilities at fair value through profit or loss	Financial liabilities at amortised cost	Total	Financial liabilities at amortised cost
	HK\$'000	HK\$'000	HK\$'000	HK\$'000
<b>Financial liabilities</b>				
Trade payables	–	283,383	283,383	–
Financial liabilities included in other payables and accruals	–	10,254	10,254	262
Interest-bearing bank and other borrowings other than lease liabilities	–	133,762	133,762	–
Derivative financial instrument	52	–	52	–
Amount due to a subsidiary	–	–	–	2,662
Lease liabilities	–	2,643	2,643	–
	52	430,042	430,094	2,924

## NOTES TO FINANCIAL STATEMENTS

30 June 2021

## 33. FINANCIAL INSTRUMENTS BY CATEGORY (continued)

AT 30 JUNE 2020

	Group		Company	
	Financial assets at fair value through profit or loss	Financial assets at amortised cost	Total	Financial assets at amortised cost
	HK\$'000	HK\$'000	HK\$'000	HK\$'000
<b>Financial assets</b>				
Trade and bills receivables	–	339,893	339,893	–
Financial assets included in prepayments, other receivables and other assets	–	7,319	7,319	–
Financial asset at fair value through profit or loss	1,171	–	1,171	–
Amounts due from subsidiaries	–	–	–	50,867
Derivative financial instrument	145	–	145	–
Cash and cash equivalents	–	86,711	86,711	230
	1,316	433,923	435,239	51,097

	Group		Company	
	Financial liabilities at amortised cost	Financial liabilities at amortised cost	Financial liabilities at amortised cost	Financial liabilities at amortised cost
	HK\$'000	HK\$'000	HK\$'000	HK\$'000
<b>Financial liabilities</b>				
Trade payables		199,654		–
Financial liabilities included in other payables and accruals		18,032		165
Interest-bearing bank and other borrowings other than lease liabilities		85,183		–
Amount due to a subsidiary		–		2,283
Lease liabilities		1,305		–
		304,174		2,448

Since the carrying amounts of the Group's financial instruments approximate to their fair values, no separate disclosure of the fair values of the Group's financial instruments is made in these financial statements.

## NOTES TO FINANCIAL STATEMENTS

30 June 2021

### 34. FINANCIAL RISK MANAGEMENT OBJECTIVES AND POLICIES

The Group's principal financial instruments mainly comprise interest-bearing bank and other borrowings and cash and cash equivalents. The main purpose of these financial instruments is to raise finance for the Group's operations. The Group has various other financial assets and liabilities such as trade and bills receivables, financial assets included in prepayments, other receivables and other assets, financial asset at fair value through profit or loss, trade and other payables, financial liabilities included in other payables and accruals, and derivative financial instrument which arise directly from its operations.

It is, and has been throughout the year under review, the Group's policy that no trading in financial instruments shall be undertaken.

The main risks arising from the Group's financial instruments are (a) interest rate risk, (b) foreign currency risk, (c) credit risk and (d) liquidity risk. The board of directors reviews and agrees policies for managing each of these risks and they are summarised below.

#### (a) INTEREST RATE RISK

The Group's exposure to the risk of changes in market interest rates relates primarily to the Group's bank balances with floating interest rates and the interest-bearing bank and other borrowings. The Group monitors the movements in interest rates on an ongoing basis and evaluates the exposure for its bank balances.

#### (b) FOREIGN CURRENCY RISK

The Group's exposure to market risk for changes in foreign currency exchange rate relates primarily to certain trade receivables and payables and certain bank balances denominated in currencies other than the units' functional currencies. The Group uses foreign currency forward contracts to reduce its foreign currency risk, but the transactions do not qualify for hedge accounting in accordance with IAS 39. Further details of the forward currency contracts are set out in note 21 to the financial statements.

#### (c) CREDIT RISK

The carrying amounts of trade receivables included in the consolidated statement of financial position represents the Group's maximum exposure to credit risk in relation to the Group's financial assets. The Group has no significant concentration of credit risk in relation to trade receivables due to the Group's large customer base. Concentrations of credit risk are analysed by customer/counterparty, by geographical region and by industry sector. The Group performs ongoing credit evaluations of its customers' financial condition and requires no collateral from its customers.

## NOTES TO FINANCIAL STATEMENTS

30 June 2021

## 34. FINANCIAL RISK MANAGEMENT OBJECTIVES AND POLICIES (continued)

## (c) CREDIT RISK (continued)

*Maximum exposure and year-end staging*

The tables below show the credit quality and the maximum exposure to credit risk based on the Group's credit policy, which is mainly based on past due information unless other information is available without undue cost or effort, and year-end staging classification as at 30 June. The amounts presented are gross carrying amounts for financial assets.

*As at 30 June 2021*

	ECLs		12-month Lifetime ECLs		Total HK\$'000
	Stage 1	Stage 2	Stage 3	Simplified approach	
	HK\$'000	HK\$'000	HK\$'000	HK\$'000	
Trade receivables*	–	–	–	439,039	439,039
Bills receivables**	21,738	–	–	–	21,738
Contract assets*	–	–	–	5,972	5,972
Financial assets included in prepayments, other receivables and other assets					
– Normal**	2,775	–	–	–	2,775
Cash and cash equivalents					
– Not yet past due	73,732	–	–	–	73,732
	<b>98,245</b>	<b>–</b>	<b>–</b>	<b>445,011</b>	<b>543,256</b>

*As at 30 June 2020*

	ECLs		12-month Lifetime ECLs		Total HK\$'000
	Stage 1	Stage 2	Stage 3	Simplified approach	
	HK\$'000	HK\$'000	HK\$'000	HK\$'000	
Trade receivables*	–	–	–	334,209	334,209
Bills receivables**	12,955	–	–	–	12,955
Contract assets*	–	–	–	3,387	3,387
Financial assets included in prepayments, other receivables and other assets					
– Normal**	7,319	–	–	–	7,319
Cash and cash equivalents					
– Not yet past due	86,711	–	–	–	86,711
	<b>106,985</b>	<b>–</b>	<b>–</b>	<b>337,596</b>	<b>444,581</b>

**NOTES TO FINANCIAL STATEMENTS**

30 June 2021

**34. FINANCIAL RISK MANAGEMENT OBJECTIVES AND POLICIES (continued)****(c) CREDIT RISK (continued)**

- \* For trade receivables and contract assets to which the Group applies the simplified approach for impairment, information based on the provision matrix is disclosed in notes 19 and 20 to the financial statements, respectively.
- \*\* The credit quality of the financial assets included in prepayments, other receivables and other assets and bills receivables is considered to be “normal” when they are not past due and there is no information indicating that the financial assets had a significant increase in credit risk since initial recognition. Otherwise, the credit quality of the financial assets is considered to be “doubtful”.

**(d) LIQUIDITY RISK**

The Group monitors its risk to a shortage of funds using a recurring liquidity planning tool. This tool considers the maturity of both its financial liabilities and financial assets (e.g., trade receivables) and projected cash flows from operations.

The Group adopts a prudent liquidity risk management which implies maintaining sufficient cash and the ability to apply for bank loan facilities if necessary.

The maturity profile of the Group’s financial liabilities at the end of the reporting period, based on the contractual undiscounted payments, is as follows:

	2021				Total HK\$'000
	On demand HK\$'000	Less than 3 months HK\$'000	3 to less than 12 months HK\$'000	1 to 5 years HK\$'000	
Trade payables	–	283,383	–	–	283,383
Financial liabilities included in other payables and accruals	–	–	10,254	–	10,254
Interest-bearing bank and other borrowings other than lease liabilities	3,019	130,743	–	–	133,762
Derivative financial instrument	–	52	–	–	52
Lease liabilities	–	352	914	1,415	2,681
Guarantees given to banks for utility deposits	207	–	–	–	207
	<b>3,226</b>	<b>414,530</b>	<b>11,168</b>	<b>1,415</b>	<b>430,339</b>

## NOTES TO FINANCIAL STATEMENTS

30 June 2021

## 34. FINANCIAL RISK MANAGEMENT OBJECTIVES AND POLICIES (continued)

## (d) LIQUIDITY RISK (continued)

	On demand HK\$'000	Less than 3 months HK\$'000	2020		Total HK\$'000
			3 to less than 12 months HK\$'000	1 to 5 years HK\$'000	
Trade payables	–	199,654	–	–	199,654
Financial liabilities included in other payables and accruals	–	–	18,032	–	18,032
Interest-bearing bank and other borrowings other than lease liabilities	–	85,183	–	–	85,183
Lease liabilities	–	579	478	282	1,339
Guarantees given to banks for utility deposits	207	–	–	–	207
	207	285,416	18,510	282	304,415

The Company's financial liabilities as at 30 June 2021, based on the contractual undiscounted payments, of approximately HK\$2,924,000 (2020: HK\$2,448,000) would mature within one year. Further details of the financial liabilities of the Company are set out in note 33 to the financial statements. The balances due within one year from the end of the reporting period approximate to their carrying balances as the impact of the discount is not significant. In addition, the Company is also exposed to liquidity risk through the granting of financial guarantees. At 30 June 2021, the Company had guarantees given to banks and suppliers in connection with facilities granted to subsidiaries and utilised as to an aggregate of HK\$233,477,000 (2020: HK\$176,631,000) which were repayable on demand, further details of which are disclosed in note 31 to the financial statements.



## NOTES TO FINANCIAL STATEMENTS

30 June 2021

### 34. FINANCIAL RISK MANAGEMENT OBJECTIVES AND POLICIES (continued)

#### (e) CAPITAL MANAGEMENT

The primary objectives of the Group's capital management are to safeguard the Group's ability to continue as a going concern and to maintain healthy capital ratios in order to support its business and maximise shareholders' value.

The Group manages its capital structure and makes adjustments to it in light of changes in economic conditions and the risk characteristics of the underlying assets. To maintain or adjust the capital structure, the Group may adjust the dividend payment to shareholders, return capital to shareholders, repurchase its own shares or issue new shares. The Group is not subject to any externally imposed capital requirements. No changes were made in the objectives, policies or processes for managing capital during the years ended 30 June 2021 and 2020.

The Group monitors its capital using a gearing ratio, which is interest-bearing bank and other borrowings and finance lease payables divided by the total equity. The Group's policy is to keep the gearing ratio at a reasonable level. The gearing ratios as at the end of the reporting periods were as follows:

	Group	
	2021	2020
	HK\$'000	HK\$'000
Interest-bearing bank and other borrowings	<b>134,026</b>	85,540
Total equity	<b>455,782</b>	427,236
Gearing ratio	<b>0.29</b>	0.20

### 35. EVENTS AFTER THE REPORTING PERIOD

On 13 September 2021, the Group had entered into a sale and purchase agreement with an independent third party to dispose of one of the investment properties of the Group in PRC at a cash consideration of approximately RMB3,858,000 and is expected to result in a gain before tax of approximately RMB328,000.

### 36. APPROVAL OF THE FINANCIAL STATEMENTS

The financial statements were approved and authorised for issue by the board of directors on 30 September 2021.

## FINANCIAL SUMMARY

## FIVE YEAR FINANCIAL SUMMARY

A summary of the results and of the assets, liabilities and non-controlling interests of the Group for the last five financial years, as extracted from the published audited financial statements is set out below. This summary does not form part of the audited financial statements.

	Year ended 30 June				
	2021 HK\$'000	2020 HK\$'000	2019 HK\$'000	2018 HK\$'000	2017 HK\$'000
REVENUE	<b>1,875,571</b>	1,766,383	1,800,564	2,013,340	1,867,924
Cost of sales	<b>(1,701,935)</b>	(1,620,578)	(1,620,818)	(1,851,051)	(1,702,262)
Gross profit	<b>173,636</b>	145,805	179,746	162,289	165,662
Other income and gains, net	<b>16,126</b>	9,143	7,067	14,512	7,479
Selling and distribution costs	<b>(76,566)</b>	(66,268)	(74,925)	(65,223)	(60,359)
Administrative expenses	<b>(67,246)</b>	(62,574)	(68,356)	(74,055)	(66,710)
Other expenses, net	<b>(7,623)</b>	(16,061)	(2,837)	(63)	(3,932)
Finance costs	<b>(1,393)</b>	(3,099)	(4,827)	(3,446)	(2,671)
Share of profits and losses of associates	<b>162</b>	993	956	135	1,055
PROFIT BEFORE TAX	<b>37,096</b>	7,939	36,824	34,149	40,524
Income tax expense	<b>(6,035)</b>	(2,931)	(4,510)	(6,879)	(6,452)
PROFIT FOR THE YEAR	<b>31,061</b>	5,008	32,314	27,270	34,072
Profit/(loss) for the year attributable to:					
Owners of the Company	<b>32,435</b>	4,800	32,304	28,000	34,653
Non-controlling interests	<b>(1,374)</b>	208	10	(730)	(581)
	<b>31,061</b>	5,008	32,314	27,270	34,072
Earnings before interest, tax, depreciation and amortisation	<b>49,291</b>	22,688	53,711	54,712	61,440
Core profit after tax (*)	<b>31,542</b>	17,111	38,852	25,652	32,900

(\*) Profit for the year before the following:

- exchange (gain)/loss;
- (reversal of impairment)/impairment of trade receivables;
- write-down/(reversal of write-down) and write-off of obsolete inventories to net realisable value;
- fair value losses/(gains) on investment properties, net;
- fair value losses/(gains) on financial asset at fair value through profit or loss;
- fair value losses on derivative financial instrument;
- loss/(gain) on disposal of items of property, plant and equipment; and
- loss on disposal of an associate.

## FINANCIAL SUMMARY

## FIVE YEAR FINANCIAL SUMMARY (continued)

	As at 30 June				
	2021 HK\$'000	2020 HK\$'000	2019 HK\$'000	2018 HK\$'000	2017 HK\$'000
Non-current assets	<b>107,209</b>	168,322	188,487	173,840	161,090
Current assets	<b>972,955</b>	726,736	777,821	723,894	645,583
Current liabilities	<b>(606,278)</b>	(458,976)	(509,808)	(448,421)	(391,812)
Net current assets	<b>366,677</b>	267,760	268,013	275,473	253,771
Total assets less current liabilities	<b>473,886</b>	436,082	456,500	449,313	414,861
Non-current liabilities	<b>(18,104)</b>	(8,846)	(4,526)	(11,296)	(6,857)
Net assets	<b>455,782</b>	427,236	451,974	438,017	408,004
Equity attributable to owners of the Company	<b>457,603</b>	427,700	452,662	439,264	409,863
Non-controlling interests	<b>(1,821)</b>	(464)	(688)	(1,247)	(1,859)
Total equity	<b>455,782</b>	427,236	451,974	438,017	408,004
Debtors turnover days	<b>77.2</b>	76.6	84.5	74.5	75.1
Creditors turnover days	<b>51.8</b>	46.1	48.6	41.3	42.8
Inventories turnover days	<b>43.3</b>	39.0	41.3	32.1	35.3

## STATISTICS OF SHAREHOLDINGS

### STATISTICS OF SHAREHOLDERS AS AT 16 SEPTEMBER 2021

Authorised share capital	:	HK\$1,000,000,000
Issued and Fully Paid-up Capital	:	HK\$21,476,000.00
Total number of issued shares excluding treasury shares and subsidiary holdings	:	214,748,000
Total number of treasury shares held	:	12,000
Number of subsidiary holdings held	:	Nil
Percentage of treasury shares and subsidiary holdings held against the total number of issued shares	:	0.0056%
Class of Shares	:	Ordinary share of HK\$0.10 each
Voting Rights	:	One Vote per ordinary share

The Company cannot exercise any voting rights in respect of ordinary shares held by it as treasury shares.

### DISTRIBUTION OF SHAREHOLDERS BY SIZE OF SHAREHOLDINGS

Size of Holdings	No. of Ordinary Shareholders		No. of Shares (excluding treasury shares)	
	No. of Shareholders	% of Holders	No. of Shares	% of Shares*
1 – 99	–	–	–	–
100 – 1,000	96	15.29	79,800	0.04
1,001 – 10,000	207	32.96	1,262,500	0.59
10,001 – 1,000,000	310	49.36	22,008,175	10.25
1,000,001 and above	15	2.39	191,397,525	89.12
<b>TOTAL</b>	<b>628</b>	<b>100.00</b>	<b>214,748,000</b>	<b>100.00</b>

### SUBSTANTIAL SHAREHOLDERS

(As recorded in the Register of Substantial Shareholders as at 16 September 2021)

Name	Direct Interest		Deemed Interests	
	No. of shares held	%*	No. of shares held (excluding treasury shares)	%*
Asia Platform Investment Limited	70,639,950	32.89	–	–
Kikki Investment Ltd	70,639,950	32.89	–	–
Ng Yuk Wing, Philip	–	–	72,151,950 <sup>(1) (3)</sup>	33.60
Ng Mun Kit, Michael	–	–	70,639,950 <sup>(1)</sup>	32.89
Ng Kin Wing, Raymond	–	–	70,639,950 <sup>(2)</sup>	32.89
Ng Eng Seng	17,220,200	8.02	–	–

## STATISTICS OF SHAREHOLDINGS

### SUBSTANTIAL SHAREHOLDERS (CONTINUED)

Notes:–

- (1) Asia Platform Investment Limited is an investment holding company which is owned by Mr. Ng Mun Kit, Michael and Mr. Ng Yuk Wing, Philip. Asia Platform Investment Limited holds 70,639,950 ordinary shares in the Company.
  - (2) Kikki Investment Ltd is an investment holding company which is directly wholly-owned by Mr. Ng Kin Wing, Raymond. Kikki Investment Ltd holds 70,639,950 ordinary shares in the Company.
  - (3) Mr. Ng Yuk Wing, Philip is deemed to be interested in the 1,512,000 ordinary shares held by Mdm Leung Tak Ching, the spouse of Mr. Ng Yuk Wing, Philip.
- \* Percentages are calculated based on the total number of issued shares, excluding treasury Shares and subsidiary holdings, as at 16 September 2021.

### LIST OF 20 LARGEST SHAREHOLDERS

NO.	SHAREHOLDERS NAME	NUMBER OF SHARES HELD	%*
1	Asia Platform Investment Limited	70,639,950	32.89
2	Kikki Investment Ltd	70,639,950	32.89
3	Ng Eng Seng	18,404,200	8.57
4	DBS Nominees Pte Ltd	7,308,500	3.40
5	DB Nominees (Singapore) Pte Ltd	6,250,000	2.91
6	Seet Christina	4,000,000	1.86
7	Wee Hian Kok	2,763,000	1.29
8	Cheng Kim Man Edwin	2,000,000	0.93
9	Ng Hock Kon	1,800,000	0.84
10	Leung Tak Ching	1,512,000	0.70
11	Lim Mee Hwa	1,350,000	0.63
12	Tan Ming Kirk Richard	1,350,000	0.63
13	Raffles Nominees (Pte) Limited	1,167,925	0.54
14	OCBC Securities Private Ltd	1,162,000	0.54
15	Seah Kun Liap	1,050,000	0.49
16	Kim Soo Koong	1,000,000	0.47
17	Yeo Whee Kiak	699,000	0.33
18	Lai Weng Kay	652,500	0.30
19	Yeo Joo Hua	636,800	0.30
20	DBS Vickers Securities (Singapore) Pte Ltd	620,000	0.29
	Total	195,005,825	90.80

- \* Percentage is based on 214,748,000 Shares (excluding shares held as treasury shares and subsidiary holdings) as at 16 September 2021.

## STATISTICS OF SHAREHOLDINGS

### TREASURY SHARES

Number of ordinary shares purchased and held in treasury shares as at 16 September 2021: 12,000.

Percentage of such holding against the total number of issued ordinary shares (excluding treasury shares and subsidiary holdings): 0.0056%.

### COMPLIANCE WITH RULE 723 OF THE SGX-ST LISTING MANUAL

Based on information available and to the best knowledge of the Company as at 16 September 2021, approximately 25.44%\* of the ordinary shares of the Company are held by the public. The Company is therefore in compliance with Rule 723 of the SGX-ST Listing Manual.

\* Percentages are calculated based on the total number of issued shares (excluding treasury shares and subsidiary holdings) as at 16 September 2021.

## INFORMATION ABOUT INVESTMENT PROPERTIES HELD

## MAJOR PROPERTIES HELD FOR INVESTMENT PURPOSE:

Location	Purpose of property	Tenure of land	Term of lease
5th Floor, Karin Building, No. 166 Wai Yip Street, Kwun Tong, Kowloon, Hong Kong	Office premises	Leasehold	The properties are held from the government for a term of 21 years renewable for 14 years commencing on 1 July 1962, which has been statutorily extended to 30 June 2047.
Units 703, 704 and 709* on Level 7, Tower 1, Kerry Everbright City, No. 218 Tian Mu Road West, Zhabei District, Shanghai, The PRC	Office premises	Leasehold	The properties are held from the government for a term of 50 years commencing on 24 September 1992 and expiring on 23 September 2042.
No. 3 Ang Mo Kio Street 62 #01-40 Link@AMK Singapore 569139	One unit of 3-Storey terrace factory. Level 3 is currently rented out.	Leasehold	The property is under a term of 60 years commencing from 28 June 2011 and expiring on 27 June 2071 registered under Karsing Pte Ltd, an indirectly wholly-owned subsidiary of Karin Technology Holdings Limited.

\* Unit 709 was subsequently sold on 13 September 2021. Please refer to the Company's announcement dated 23 September 2021 for further details.

## NOTICE OF ANNUAL GENERAL MEETING



嘉靈集團  
KARIN  
GROUP

嘉靈控股集團有限公司

Karin Technology Holdings Limited

(Incorporated in Bermuda on 30 August 2002)

Company Registration Number 32514

NOTICE IS HEREBY GIVEN that an Annual General Meeting of the Company will be convened and held by way of electronic means on Thursday, 28 October 2021 at 10.00 a.m. (Singapore time) to transact the following businesses:

### AS ORDINARY BUSINESS

1. To receive and adopt the Audited Financial Statements of the Company for the financial year ended 30 June 2021 together with the Directors' Report and the Auditor's Report thereon. **(Resolution 1)**
2. To approve a final dividend of HK10.8 cents per ordinary share for the financial year ended 30 June 2021. **(Resolution 2)**
3. To approve Directors' Fees of HK\$842,000 for the financial year ended 30 June 2021. **(Resolution 3)**
4. To re-elect Mr. Ng Yuk Wing, Philip, a director who is retiring pursuant to Bye-law 85(6) of the Company's Bye-laws and, being eligible, offer himself for re-election. (See *Explanatory Note 1*) **(Resolution 4)**
5. To re-elect Mr. Ng Mun Kit, Michael, a director who is retiring pursuant to Bye-law 86 of the Company's Bye-laws and, being eligible, offer himself for re-election. (See *Explanatory Note 1*) **(Resolution 5)**
6. To re-elect Mr. Lim Yew Kong, John, a director who is retiring pursuant to Bye-law 86 of the Company's Bye-laws and, being eligible, offer himself for re-election. (See *Explanatory Note 1*) **(Resolution 6)**

*Mr. Lim Yew Kong, John will, upon re-election, remain as Chairman of the Audit and Risk Management Committee and a member of the Nominating Committee and Remuneration Committee. He will be considered independent for the purpose of Rule 704(8) of the Listing Manual of the SGX-ST.*

7. Continued appointment of Mr. Lim Yew Kong, John as an Independent Director for purposes of Rule 210(5)(d)(iii)(A) of the Listing Manual of the SGX-ST (which will take effect from 1 January 2022) **(Resolution 7)**

"That, for the purposes of Rule 210(5)(d)(iii)(A) of the Listing Manual of the SGX-ST (which will take effect from 1 January 2022), and subject to and contingent upon the passing of Resolution 6 by shareholders of the Company and Resolution 8 by shareholders of the Company (excluding the Directors, Chief Executive Officer of the Company and their respective associates), shareholders of the Company hereby approve:

- a) the continued appointment of Mr. Lim Yew Kong, John as an Independent Director; and
- b) such approval shall continue in force until the earlier of: (i) the retirement or resignation of Mr. Lim Yew Kong, John as a Director; or (ii) the conclusion of the third Annual General Meeting of the Company following the passing of this Resolution. (See *Explanatory Note 2*)



## NOTICE OF ANNUAL GENERAL MEETING

8. Continued appointment of Mr. Lim Yew Kong, John as an Independent Director for purposes of Rule 210(5)(d)(iii)(B) of the Listing Manual of the SGX-ST (which will take effect from 1 January 2022) **(Resolution 8)**

"That, for the purposes of Rule 210(5)(d)(iii)(B) of the Listing Manual of the SGX-ST (which will take effect from 1 January 2022), and subject to and contingent upon the passing of Resolution 6 and Resolution 7 by all shareholders of the Company, shareholders of the Company (excluding the Directors, Chief Executive Officer of the Company and their respective associates) hereby approve:

- a) the continued appointment of Mr. Lim Yew Kong, John as an Independent Director; and
- b) such approval shall continue in force until the earlier of the following: (i) the retirement or resignation of Mr. Lim Yew Kong, John as a Director; or (ii) the conclusion of the third Annual General Meeting of the Company following the passing of this Resolution, provided that this Resolution shall only be proposed and voted upon if Resolution 7 is passed by shareholders of the Company at the Annual General Meeting." (See *Explanatory Note 2*)

*Note:* Mr. Lim Yew Kong, John will, upon re-election as an Independent Director of the Company, remain as Chairman of the Audit and Risk Management Committee and a member of the Nominating Committee and Remuneration Committee. He will be considered independent for the purpose of Rule 704(8) of the Listing Manual of the SGX-ST.

9. To re-elect Mr. Lawrence Kwan, a director who is retiring pursuant to Bye-law 86 of the Company's Bye-laws and, being eligible, offer himself for re-election. **(Resolution 9)**

*Mr. Lawrence Kwan will, upon re-election, remain as Chairman of the Nominating Committee and Remuneration Committee and a member of the Audit and Risk Management Committee. He will be considered independent for the purpose of Rule 704(8) of the Listing Manual of the SGX-ST.*

10. Continued appointment of Mr. Lawrence Kwan as an Independent Director for purposes of Rule 210(5)(d)(iii)(A) of the Listing Manual of the SGX-ST (which will take effect from 1 January 2022) **(Resolution 10)**

"That, for the purposes of Rule 210(5)(d)(iii)(A) of the Listing Manual of the SGX-ST (which will take effect from 1 January 2022), and subject to and contingent upon the passing of Resolution 9 by shareholders of the Company and Resolution 11 by shareholders of the Company (excluding the Directors, Chief Executive Officer of the Company and their respective associates), shareholders of the Company hereby approve:

- a) the continued appointment of Mr. Lawrence Kwan as an Independent Director; and
- b) such approval shall continue in force until the earlier of the following: (i) the retirement or resignation of Mr. Lawrence Kwan as a Director; or (ii) the conclusion of the third Annual General Meeting of the Company following the passing of this Resolution. (See *Explanatory Note 2*)

## NOTICE OF ANNUAL GENERAL MEETING

11. Continued appointment of Mr. Lawrence Kwan as an Independent Director for purposes **(Resolution 11)** of Rule 210(5)(d)(iii)(B) of the Listing Manual of the SGX-ST (which will take effect from 1 January 2022)

“That, for the purposes of Rule 210(5)(d)(iii)(B) of the Listing Manual of the SGX-ST (which will take effect from 1 January 2022), and subject to and contingent upon the passing of Resolution 9 and Resolution 10 by all shareholders of the Company, shareholders of the Company (excluding the Directors, Chief Executive Officer of the Company and their respective associates) hereby approve:

- a) the continued appointment of Mr. Lawrence Kwan as an Independent Director; and
- b) such approval shall continue in force until the earlier of the following: (i) the retirement or resignation of Mr. Lawrence Kwan as a Director; or (ii) the conclusion of the third Annual General Meeting of the Company following the passing of this Resolution, provided that this Resolution shall only be proposed and voted upon if Resolution 10 is passed by shareholders of the Company at the Annual General Meeting.” (See *Explanatory Note 2*)

*Note:* Mr. Lawrence Kwan will, upon re-election as an Independent Director of the Company, remain as Chairman of the Nominating Committee and Remuneration Committee and a member of the Audit and Risk Management Committee. He will be considered independent for the purpose of Rule 704(8) of the Listing Manual of the SGX-ST.

12. To re-appoint Messrs Ernst & Young, Hong Kong as auditors of the Company and to authorise the Directors to fix their remuneration. **(Resolution 12)**

## NOTICE OF ANNUAL GENERAL MEETING

### AS SPECIAL BUSINESS

To consider and, if thought fit, to pass the following Resolutions as Ordinary Resolutions, with or without modifications:

13. Authority to allot and issue shares

**(Resolution 13)**

"That pursuant to Rule 806 of the Listing Manual of the Singapore Exchange Securities Trading Limited ("**SGX-ST**"), the Directors of the Company be authorised and empowered to:

- (a) (i) issue shares in the capital of the Company ("**shares**") whether by way of rights, bonus or otherwise; and/or
- (ii) make or grant offers, agreements or options (collectively, "**Instruments**") that might or would require shares to be issued, including but not limited to the creation and issue of (as well as adjustments to) warrants, debentures or other instruments convertible into shares, at any time and upon such terms and conditions and for such purposes and to such persons as the Directors may in their absolute discretion deem fit; and
- (b) (notwithstanding the authority conferred by this Resolution may have ceased to be in force) issue shares in pursuance of any Instrument made or granted by the Directors while this Resolution was in force,

provided that:

- (1) the aggregate number of shares to be issued pursuant to this Resolution (including shares to be issued in pursuance of Instruments made or granted pursuant to this Resolution) does not exceed 50 per cent of the total number of issued shares (excluding treasury shares and subsidiary holdings) in the capital of the Company (as calculated in accordance with paragraph (2) below), of which the aggregate number of shares to be issued other than on a pro rata basis to shareholders of the Company (including shares to be issued in pursuance of Instruments made or granted pursuant to this Resolution) does not exceed 20 per cent of the total number of issued shares (excluding treasury shares and subsidiary holdings) in the capital of the Company (as calculated in accordance with paragraph (2) below);
- (2) (subject to such manner of calculation and adjustments as may be prescribed by the SGX-ST) for the purpose of determining the aggregate number of shares that may be issued under paragraph (1) above, the percentage of issued shares shall be based on the total number of issued shares (excluding treasury shares and subsidiary holdings) in the capital of the Company at the time this Resolution is passed, after adjusting for:
  - (i) new shares arising from the conversion or exercise of any convertible securities or share options or vesting of share awards which are outstanding or subsisting at the time this Resolution is passed; and
  - (ii) any subsequent bonus issue, consolidation or subdivision of shares;

Adjustments in accordance with (i) and (ii) above are only to be made in respect of new shares arising from convertible securities, share options or share awards which were issued and outstanding or subsisting at the time of the passing of this resolution.

## NOTICE OF ANNUAL GENERAL MEETING

(3) in exercising the authority conferred by this Resolution, the Company shall comply with the provisions of the Listing Manual of the SGX-ST for the time being in force (unless such compliance has been waived by the SGX-ST) and the Constitution for the time being of the Company; and

(unless revoked or varied by the Company in general meeting) the authority conferred by this Resolution shall continue in force until the conclusion of the next Annual General Meeting of the Company or the date by which the next Annual General Meeting of the Company is required by law to be held, whichever is the earlier."

(See Explanatory Note 3)

14. Authority to allot and issue Shares under the Karin Performance Share Plan **(Resolution 14)**

"That the Directors of the Company be and are hereby authorised to grant awards in accordance with the provisions of the Karin Performance Share Plan (the "**Plan**") and to allot and issue such number of fully paid Shares from time to time as may be required to be issued pursuant to the vesting of awards under the Plan provided always that the aggregate number of Shares to be issued pursuant to the Plan and all share awards or share options granted under any other schemes implemented by the Company (if any) shall not exceed 15% of the total number of issued Shares (excluding treasury shares and subsidiary holdings) of the Company from time to time and that such authority shall, unless revoked or varied by the Company in general meeting, shall continue in full force until the conclusion of the next Annual General Meeting of the Company or the date by which the next Annual General Meeting of the Company is required by law to be held, whichever is earlier." (See Explanatory Note 4)

15. Authority to grant options and issue shares under the 2014 Karin Employee Share Option Scheme **(Resolution 15)**

"That the Directors of the Company be and are hereby authorised to offer and grant options in accordance with the provisions of the 2014 Karin Employee Share Option Scheme ("**2014 ESOS**") and to allot and issue from time to time such number of shares as may be required to be issued pursuant to the exercise of the options under the 2014 ESOS provided always that the aggregate number of shares to be issued pursuant to the 2014 ESOS shall not exceed 15% of the total number of issued shares (excluding treasury shares and subsidiary holdings) in the capital of the Company from time to time." (See Explanatory Note 5)

16. Authority to Grant Options at a Discount under the 2014 Karin Employee Share Option Scheme **(Resolution 16)**

"That, subject to and contingent upon the passing of Resolution 10, the Directors of the Company be and are hereby authorised to offer and grant Options in accordance with the provisions of the 2014 Karin Employee Share Option Scheme ("**2014 ESOS**") to participants with exercise prices set at a discount to the Market Price (as defined in the Appendix dated 24 September 2014) subject to the following conditions:

(a) the maximum discount shall not exceed 20% of the market price, which is the average of the last dealt prices for a Share as determined by reference to the daily official list or any other publication published by the SGX-ST for five (5) consecutive market days immediately prior to the relevant date of offer of the option to a participant of the 2014 ESOS (as determined in accordance with the rules of the 2014 ESOS); and

(b) in no event shall the exercise price be less than the nominal value of each Share."

## NOTICE OF ANNUAL GENERAL MEETING

### 17. Proposed renewal of the Share Buyback Mandate

(Resolution 17)

“That:

(a) pursuant to the Bye-laws, the Companies Act 1981 of Bermuda (the “**Companies Law**”) and the Listing Manual of the SGX-ST, approval be and is hereby given for the renewal of the Share Buyback Mandate (as hereinafter defined) and the Directors be authorised to exercise all the powers of the Company to purchase or otherwise acquire Shares not exceeding in aggregate the Prescribed Limit (as hereinafter defined), at such price(s) as may be determined by the Directors from time to time up to the Maximum Price (as hereinafter defined) whether by way of:

- (i) on-market purchase(s) (“**Market Purchases**”), transacted on the SGX-ST through its ready market or, as the case may be, any other stock exchange on which the Shares may for the time being be listed and quoted, through one or more duly licensed stockbrokers appointed by the Company for the purpose; and/or
- (ii) off-market purchase(s) (“**Off-Market Purchases**”) (if effected otherwise than on the SGX-ST) in accordance with an equal access scheme(s) as may be determined or formulated by the Directors as they may consider fit and in the interests of the Company, which scheme(s) shall satisfy all the conditions prescribed by the Bye-laws and the Listing Manual,

and otherwise in accordance with other laws and regulations (the “**Share Buyback Mandate**”); and

- (b) any Share that is purchased or otherwise acquired by the Company pursuant to the proposed Share Buyback Mandate shall, at the discretion of the Directors, either be cancelled or held in treasury and dealt with in accordance with the Companies Law;
- (c) unless varied or revoked by the Company in general meeting, the authority conferred on the Directors pursuant to the Share Buyback Mandate may be exercised by the Directors at any time and from time to time during the period commencing from the passing of this resolution and expiring on the earlier of:
  - (i) the date on which the Annual General Meeting is held or required by law or the Bye-laws to be held;
  - (ii) the date on which Share purchases or acquisitions pursuant to the Share Buyback Mandate are carried out to the full extent mandated; or
  - (iii) the date on which the authority conferred by the Share Buyback Mandate is varied or revoked at a general meeting,

(the “**Relevant Period**”).

## NOTICE OF ANNUAL GENERAL MEETING

In this resolution:

**“Prescribed Limit”** means 10% of the issued ordinary share capital of the Company as at the date of passing of this resolution unless the Company has effected a reduction of the share capital of the Company in accordance with the applicable provisions of the Companies Law, at any time during the Relevant Period, in which event the issued ordinary share capital of the Company shall be taken to be the amount of the issued ordinary share capital of the Company as altered (excluding any treasury shares that may be held by the Company from time to time); and

**“Maximum Price”** in relation to a Share to be purchased, means an amount (excluding brokerage, stamp duties, applicable goods and services tax and other related expenses) not exceeding:

- (i) in the case of a Market Purchase: 105% of the Average Closing Price (as hereinafter defined); and
- (ii) in the case of an Off-Market Purchase: 120% of the Highest Last Dealt Price (as hereinafter defined), where:

**“Average Closing Price”** means the average of the closing market prices of a Share over the last five (5) market days, on which transactions in the Shares were recorded, preceding the day of the Market Purchase, and deemed to be adjusted for any corporate action that occurs after the relevant five-day period;

**“Highest Last Dealt Price”** means the highest price transacted for a Share as recorded on the market day on which there were trades in the Shares immediately preceding the day of the making of the offer pursuant to the Off-Market Purchase; and

**“day of the making of the offer”** means the day on which the Company announces its intention to make an offer for the purchase of Shares from shareholders of the Company stating the purchase price (which shall not be more than the Maximum Price calculated on the foregoing basis) for each Share and the relevant terms of the equal access scheme for effecting the Off-Market Purchase; and

the Directors be and are hereby authorised to complete and do all such acts and things (including executing such documents as may be required) as they and/or any of them may consider expedient, necessary, incidental or in the interests of the Company to give effect to the transactions contemplated and/or authorised by this resolution.” (See *Explanatory Note 6*)

BY ORDER OF THE BOARD

Wong Chi Cheung, Clarence  
Chan Lai Yin  
Joint Company Secretaries

Singapore, 13 October 2021

## NOTICE OF ANNUAL GENERAL MEETING

### ***Explanatory Notes on Businesses to be Transacted: –***

1. Pursuant to Rule 720(6) of the Listing Manual of the SGX-ST, the detailed information of each Mr. Ng Yuk Wing, Philip, Mr. Ng Mun Kit, Michael, Mr. Lim Yew Kong, John and Mr. Lawrence Kwan, who is seeking re-election as a Director of the Company at the Annual General Meeting can be found under “Supplemental Information on Directors seeking re-election”.
2. The proposed Ordinary Resolutions 7 to 8 and 10 to 11 are proposed in anticipation of Rule 210(5)(d)(iii) of the Listing Manual of the SGX-ST which will take effect from 1 January 2022.

With effect from 1 January 2022, a director will not be independent if he has served for an aggregate of more than 9 years and his continued appointment as an independent director has to be sought and approved in separate resolutions by (a) all shareholders and (b) shareholders, excluding the directors and chief executive officer of the issuer, and associates of such directors and chief executive officer (the “**Two-Tier Voting**”). Such resolutions approved by a Two-Tier Voting may remain in force for three years from the conclusion of the AGM following the passing of the resolutions or the retirement or resignation of the director, whichever the earlier.

Each Mr. Lim Yew Kong, John (“**Mr. John Lim**”) and Mr. Lawrence Kwan is an Independent Director who has served for more than nine years from date of appointment as Director, when Rule 210(5)(d)(iii) takes effect from 1 January 2022.

The Board concurred with the NC’s recommendation (in both cases, each Mr. John Lim and Mr. Lawrence Kwan has abstained) of Mr. John Lim and Mr. Lawrence Kwan for continued appointment as Independent Directors of the Company at the forthcoming AGM.

The Board would seek shareholders’ approval for continued appointment of Mr. John Lim and Mr. Lawrence Kwan as Independent Non-Executive Directors through a Two-Tier Voting process at the forthcoming AGM for purposes of Rule 210(5)(d)(iii) of the Listing Manual of the SGX-ST (which will take effect from 1 January 2022).

In reviewing the continued appointment, the Board was cognizant the Board’s effectiveness and the Company’s success is build upon the relative stability of the Board’s composition over the years. Longer-serving Board members amass valuable knowledge of the Group’s businesses and are able to provide strategic direction and oversee management’s performance in the medium to long-term.

If any of the resolution for continued appointment of Mr. John Lim and Mr. Lawrence Kwan respectively as an Independent Director of the Company under Ordinary Resolutions 7 to 8 and 10 to 11 is not passed, each Mr. John Lim and Mr. Lawrence Kwan will be designated as Non-Independent Director when Rule 210(5)(d)(iii) takes effect from 1 January 2022. The Company will endeavor to appoint new Independent Directors to comply with the requirements of Listing Manual of the SGX-ST.

## NOTICE OF ANNUAL GENERAL MEETING

3. Resolution 13, if passed, will empower the Directors from the date of the above Meeting until the date of the next Annual General Meeting, to allot and issue Shares and convertible securities in the Company. The aggregate number of Shares (including any Shares issued pursuant to the convertible securities) which the Directors may allot and issue under this Resolution will not exceed 50% of the Company's total number of issued shares (excluding treasury shares and subsidiary holdings) of the Company. For issues of shares other than on a pro rata basis to all shareholders, the aggregate number of shares to be issued will not exceed 20% of Company's total number of issued Shares (excluding treasury shares and subsidiary holdings) of the Company. This authority will, unless previously revoked or varied at a general meeting, expire at the next Annual General Meeting of the Company or the date by which the next Annual General Meeting of the Company is required by law to be held, whichever is earlier. However, notwithstanding the cessation of this authority, the Directors are empowered to issue Shares pursuant to any Instrument made or granted under this authority.
4. Resolution 14, if passed, will empower the Directors, from the date of the above meeting until the next Annual General Meeting, to grant awards and to allot and issue such number of fully paid Shares from time to time as may be required to be issued pursuant to the Plan, provided that the aggregate number of Shares to be issued pursuant to the Plan and all share awards or share options granted under any other schemes implemented by the Company (if any) shall not exceed 15% of the total number of issued Shares (excluding treasury shares and subsidiary holdings) from time to time.
5. Resolution 15, if passed, will empower the Directors of the Company to offer and grant options under the 2014 ESOS and to allot and issue shares pursuant to the exercise of such options under the 2014 ESOS not exceeding 15 percent of the total number of issued shares (excluding treasury Shares and subsidiary holdings) in the capital of the Company from time to time.
6. Resolution 17, if passed, will empower the Directors, from the date of the above meeting until the next Annual General Meeting, to repurchase Shares by way of Market Purchases or Off-Market Purchases of up to 10% of the issued ordinary share capital of the Company at such price up to the Maximum Price. Information relating to this proposed resolution is set out in the appendix attached to the annual report.



## NOTICE OF ANNUAL GENERAL MEETING

### RECORD DATE

Subject to approval of Shareholders at the Annual General Meeting, the Register of Members and Share Transfer Books of Karin Technology Holdings Limited (the "**Company**") will be closed on 2 November 2021, for the preparation of dividend warrants to the proposed final dividend of HK10.8 cents per ordinary share for the financial year ended 30 June 2021 ("**Final Dividend**").

Duly completed registrable transfers in respect of the shares in the Company received up to 5:00 p.m. on 1 November 2021 ("**Record Date**") by the Company's Singapore Share Transfer Agent, Tricor Barbinder Share Registration Services (a division of Tricor Singapore Pte. Ltd.), 80 Robinson Road, #02-00 Singapore 068898 will be registered to determine Members' entitlements to the Final Dividend. Members whose Securities Accounts with The Central Depository (Pte) Limited are credited with shares in the Company as at 5:00 p.m. on the Record Date will be entitled to the Final Dividend.

The Proposed Final Dividend, if approved at the Annual General Meeting, will be paid on 18 November 2021.

#### Notes:

1. The Annual General Meeting ("**AGM**") is being convened, and will be held, by electronic means pursuant to the COVID-19 (Temporary Measures) (Alternative Arrangements for Meetings for Companies, Variable Capital Companies, Business Trusts, Unit Trusts and Debenture Holders) Order 2020. Printed copies of this Notice will not be sent to members. Instead, this Notice will be sent to members by electronic means via publication on the Company's website at the URL <https://karingroup.com/2021agm/>. This Notice will also be made available on the SGX website at the URL <https://www.sgx.com/securities/company-announcements>.
2. **Due to the current COVID-19 restriction orders in Singapore, a member will not be able to attend the AGM in person.** Alternative arrangements relating to attendance at the AGM via electronic means (including arrangements by which the meeting can be electronically accessed via live audio-visual webcast or live audio-only stream), submission of questions to the Chairman of the Meeting in advance of the AGM, addressing of substantial and relevant questions at the AGM and voting by appointing the Chairman of the Meeting as proxy at the AGM, are set out in the Company's announcement released on 12 October 2021. This notice may be accessed at the Company's website at the URL <https://karingroup.com/2021agm/> and will also be made available on the SGX website at the URL <https://www.sgx.com/securities/company-announcements>. For the avoidance of doubt, the aforesaid section is circulated together with and forms part of this Notice of AGM.
3. The Chairman of the AGM, as proxy, need not be a member of the Company.
4. A shareholder of the Company or their corporate representatives (in the case of a member which is a legal entity) will be able to watch or listen to the proceedings of the AGM through a "live" webcast via mobile phone, tablet or computer ("**Live Webcast**"). In order to do so, the member must pre-register by 10.00 a.m. on 25 October 2021 ("**Registration Deadline**"), at the URL <https://convenagm.com/hk/karinagm2021> ("**AGM Website**"), to create an account.
5. A member of the Company (whether individual or corporate and including a Relevant Intermediary\*) must appoint the Chairman of the AGM in as his/her/its proxy to attend, speak and vote on his/her/its behalf at the AGM, if such member wishes to exercise his/her/its voting rights at the AGM. In appointing the Chairman of the AGM as proxy, a member of the Company (whether individual or corporate and including a Relevant Intermediary\*) must give specific instructions as to voting, or abstentions from voting, in the form of proxy, failing which the appointment will be treated as invalid.
6. CPF or SRS investors who wish to appoint the Chairman of the Meeting as proxy should approach their respective CPF Agent Banks or SRS Operators to submit their votes at least 7 working days before the AGM (i.e. by 10:00 a.m. on 18 October 2021).

## NOTICE OF ANNUAL GENERAL MEETING

7. Shareholders (including Relevant Intermediary\*) who wish to vote on any or all of the resolutions at the AGM must submit a proxy form to appoint the Chairman of the Meeting as their proxy to do so on their behalf.
8. The instrument appointing the Chairman of the Meeting as proxy must be submitted to the Company in the following manner:
  - (a) in the electronic format accessible on the AGM Website;
  - (b) if submitted by post, be lodged with the Company's Share Registrar, Tricor Barbinder Share Registration Services (a division of Tricor Singapore Pte. Ltd.), at 80 Robinson Road #11-02, Singapore 068898; or
  - (c) if submitted electronically, be submitted via email to the Company's Share Registrar at [sg.is.proxy@sg.tricorglobal.com](mailto:sg.is.proxy@sg.tricorglobal.com),

in either case, by no later than 10.00 a.m. on 25 October 2021, being 72 hours before the time fixed for the AGM.

In the case of submission of the Proxy Form other than via the AGM Website, a member who wishes to submit an instrument of proxy must first download, complete and sign the proxy form, before submitting it by post to the address provided above, or before scanning and sending it by email to the email address provided above.

In view of the current COVID-19 situation and the related safe distancing measures which may make it difficult for members to submit completed proxy forms by post, members are strongly encouraged to submit completed proxy forms electronically.

**"Relevant Intermediary"** means:

- (a) a banking corporation licensed under the Banking Act (Chapter 19) of Singapore or a wholly-owned subsidiary of such a banking corporation, whose business includes the provision of nominee services and who holds shares in that capacity;
- (b) a person holding a capital markets services licence to provide custodial services for securities under the Securities and Futures Act (Chapter 289) of Singapore and who holds shares in that capacity; or
- (c) the Central Provident Fund Board ("**CPF Board**") established by the Central Provident Fund Act (Chapter 36) of Singapore, in respect of shares purchased under the subsidiary legislation made under that Act providing for the making of investments from the contributions and interest standing to the credit of members of the Central Provident Fund, if the CPF Board holds those shares in the capacity of an intermediary pursuant to or in accordance with that subsidiary legislation.

## NOTICE OF ANNUAL GENERAL MEETING

### PERSONAL DATA PRIVACY:

By submitting an instrument appointing the Chairman of the Meeting as proxy to attend, speak and vote at the AGM and/or any adjournment thereof, a member of the Company consents to the collection, use and disclosure of the member's personal data by the Company (or its agents or service providers) for the purpose of the processing, administration and analysis by the Company (or its agents or service providers) of the appointment of the Chairman of the Meeting as proxy for the AGM (including any adjournment thereof) and the preparation and compilation of the attendance lists, minutes and other documents relating to the AGM (including any adjournment thereof), and in order for the Company (or its agents or service providers) to comply with any applicable laws, listing rules, take-over rules, regulations and/or guidelines.

## SUPPLEMENTAL INFORMATION ON DIRECTORS SEEKING RE-ELECTION

Pursuant to Rule 720(6) of the Listing Manual of the SGX-ST, the supplemental information relating to the retiring directors, Mr. Ng Mun Kit, Michael, Mr. Ng Yuk Wing, Philip, Mr. Lim Yew Kong, John and Mr. Lawrence Kwan, as set out in Appendix 7.4.1 to the Listing Manual of the SGX-ST is append below:

	<b>Mr. Ng Mun Kit, Michael</b>	<b>Mr. Ng Yuk Wing, Philip</b>
Date of Appointment	1 July 2018	1 April 2021
Date of last re-appointment	25 October 2018	–
Age	43	72
Country of principal residence	Hong Kong	Hong Kong
The Board's comments on this appointment (including rationale, selection criteria, and the search and nomination process)	The Board of Directors of the Company has considered, among others, the recommendation of the Nominating Committee (" <b>NC</b> ") and has reviewed and considered the contribution and performance, attendance, preparedness, participation, candour and suitability of Mr. Ng Mun Kit, Michael for re-election as Executive Director of the Company. The Board have reviewed and concluded that Mr. Ng Mun Kit, Michael possess the experience, expertise, knowledge and skills that will continue to contribute towards the core competencies of the Board.	The Board of Directors of the Company has considered, among others, the recommendation of the Nominating Committee (" <b>NC</b> ") and has reviewed and considered the contribution and performance, attendance, preparedness, participation, candour and suitability of Mr. Ng Yuk Wing, Philip for re-election as Executive Director of the Company. The Board have reviewed and concluded that Mr. Ng Yuk Wing, Philip possess the experience, expertise, knowledge and skills that will continue to contribute towards the core competencies of the Board.
Whether appointment is executive, and if so, the area of responsibility	As Executive Director/Chief Executive Officer, Mr. Ng Mun Kit, Michael is responsible for the management of the business and affairs of the Company in accordance with the Company's strategy and objectives approved by the Board of Directors of the Company (" <b>Board</b> ").	As Executive Director/Chairman Emeritus, Mr. Ng Yuk Wing, Philip is responsible for strategy planning and business development for the Group.
Job Title (e.g. Lead ID, AC Chairman, AC Member etc.)	Executive Director/Chief Executive Officer	Executive Director/Chairman Emeritus

## SUPPLEMENTAL INFORMATION ON DIRECTORS SEEKING RE-ELECTION

	<b>Mr. Ng Mun Kit, Michael</b>	<b>Mr. Ng Yuk Wing, Philip</b>
Professional qualifications	Mr. Ng Mun Kit, Michael graduated from the University of New South Wales, Australia with a Bachelor of Commerce degree with majors in Finance and Marketing.	Mr. Ng Yuk Wing, Philip graduated from the University of Hong Kong with a Bachelor of Science degree in Electrical Engineering.
Any relationship (including immediate family relationships) with any existing director, existing executive officer, the issuer and/or substantial shareholder of the listed issuer or of any of its principal subsidiaries	Mr. Ng Mun Kit, Michael is the son of Mr. Ng Yuk Wing, Philip, Executive Director/Chairman Emeritus and substantial shareholder. He is also the nephew of Mr. Ng Kin Wing, Raymond, Executive Director/ Executive Chairman and substantial shareholder.	Mr. Ng Yuk Wing, Philip, is the father of Mr. Ng Mun Kit, Michael, an Executive Director/Chief Executive Officer and substantial shareholder of the Company. Mr Philip Ng is also a brother of Mr Ng Kin Wing, Raymond, Executive Director/ Executive Chairman and substantial shareholder of the Company.
Conflict of Interest (including any competing business)	No	No
Working experience and occupation(s) during the past 10 years	<p>2014 to present Prior to his appointment to the Board on 1 July 2018, Mr Ng Mun Kit, Michael was the General Manager of Karin Technology Holding Limited.</p> <p>2000 to 2014 Senior Consultant of Thomson Reuters in Sydney and Hong Kong where he was responsible for the training execution across the Group in Asia.</p>	<p>1 April 2021 to present Executive Director/Chairman Emeritus of Karin Technology Holdings Limited. He is responsible for strategy planning and business development for the Group.</p> <p>1 July 2018 to 1 April 2021 Executive Advisor of Karin Technology Holdings Limited. He was responsible for advising on significant matters relating to the Group.</p> <p>5 September 2002 to 1 July 2018: Mr. Ng Yuk Wing, Philip was the Executive Chairman and Executive Director since 5 September 2002. He was responsible to oversee overall management, strategic planning and business development of the Group.</p> <p>On 9 October 2014, Mr Philip Ng ceased as Executive Chairman and designated as Senior Executive Director responsible for overall strategic planning and business development of the Group.</p>

## SUPPLEMENTAL INFORMATION ON DIRECTORS SEEKING RE-ELECTION

	<b>Mr. Ng Mun Kit, Michael</b>	<b>Mr. Ng Yuk Wing, Philip</b>
Undertaking (in the format set out in Appendix 7.7) under Rule 720(1) has been submitted to the listed issuer	Yes	Yes
Shareholding interest in the listed issuer and its subsidiaries	Yes	Yes
Shareholding details	Mr. Ng Mun Kit, Michael is deemed interested in the 70,639,950 shares held by Asia Platform Investment Limited which is an investment holding company owned by him and Mr. Ng Yuk Wing, Philip.	Mr. Ng Yuk Wing, Philip is deemed interested in the 70,639,950 ordinary shares held by Asia Platform Investment Limited which is an investment holding company owned by him and Mr. Ng Mun Kit, Michael and 1,512,200 ordinary shares held by his spouse, Madam Leung Tak Ching.
Past (for the last 5 years)	Nil	Karin Technology Holdings Limited Karin (Holdings) Limited
Present	All subsidiaries under Karin Group Karin (Holdings) Limited Asia Platform Investment Limited	Asia Platform Investment Limited Fortune Talent Enterprises Ltd

## SUPPLEMENTAL INFORMATION ON DIRECTORS SEEKING RE-ELECTION

## INFORMATION REQUIRED

	Mr. Ng Mun Kit, Michael	Mr. Ng Yuk Wing, Philip
a) Whether at any time during the last 10 years, an application or a petition under any bankruptcy law of any jurisdiction was filed against him or against a partnership of which he was a partner at the time when he was a partner or at any time within 2 years from the date he ceased to be a partner?	No	No
b) Whether at any time during the last 10 years, an application or a petition under any law of any jurisdiction was filed against an entity (not being a partnership) of which he was a director or an equivalent person or a key executive, at the time when he was a director or an equivalent person or a key executive of that entity or at any time within 2 years from the date he ceased to be a director or an equivalent person or a key executive of that entity, for the winding up or dissolution of that entity or, where that entity is the trustee of a business trust, that business trust, on the ground of insolvency?	No	No
c) Whether there is any unsatisfied judgment against him?	No	No
d) Whether he has ever been convicted of any offence, in Singapore or elsewhere, involving fraud or dishonesty which is punishable with imprisonment, or has been the subject of any criminal proceedings (including any pending criminal proceedings of which he is aware) for such purpose?	No	No
e) Whether he has ever been convicted of any offence, in Singapore or elsewhere, involving a breach of any law or regulatory requirement that relates to the securities or futures industry in Singapore or elsewhere, or has been the subject of any criminal proceedings (including any pending criminal proceedings of which he is aware) for such breach?	No	No

## SUPPLEMENTAL INFORMATION ON DIRECTORS SEEKING RE-ELECTION

	Mr. Ng Mun Kit, Michael	Mr. Ng Yuk Wing, Philip
f) Whether at any time during the last 10 years, judgment has been entered against him in any civil proceedings in Singapore or elsewhere involving a breach of any law or regulatory requirement that relates to the securities or futures industry in Singapore or elsewhere, or a finding of fraud, misrepresentation or dishonesty on his part, or he has been the subject of any civil proceedings (including any pending civil proceedings of which he is aware) involving an allegation of fraud, misrepresentation or dishonesty on his part?	No	No
g) Whether he has ever been convicted in Singapore or elsewhere of any offence in connection with the formation or management of any entity or business trust?	No	No
h) Whether he has ever been disqualified from acting as a director or an equivalent person of any entity (including the trustee of a business trust), or from taking part directly or indirectly in the management of any entity or business trust?	No	No
i) Whether he has ever been the subject of any order, judgment or ruling of any court, tribunal or governmental body, permanently or temporarily enjoining him from engaging in any type of business practice or activity?	No	No



## SUPPLEMENTAL INFORMATION ON DIRECTORS SEEKING RE-ELECTION

	Mr. Ng Mun Kit, Michael	Mr. Ng Yuk Wing, Philip
<p>j) Whether he has ever, to his knowledge, been concerned with the management or conduct, in Singapore or elsewhere, of the affairs of:–</p> <p>i. any corporation which has been investigated for a breach of any law or regulatory requirement governing corporations in Singapore or elsewhere; or</p> <p>ii. any entity (not being a corporation) which has been investigated for a breach of any law or regulatory requirement governing such entities in Singapore or elsewhere; or</p> <p>iii. any business trust which has been investigated for a breach of any law or regulatory requirement governing business trusts in Singapore or elsewhere; or</p> <p>iv. any entity or business trust which has been investigated for a breach of any law or regulatory requirement that relates to the securities or futures industry in Singapore or elsewhere, in connection with any matter occurring or arising during that period when he was so concerned with the entity or business trust?</p>	No	No
<p>k) Whether he has been the subject of any current or past investigation or disciplinary proceedings, or has been reprimanded or issued any warning, by the Monetary Authority of Singapore or any other regulatory authority, exchange, professional body or government agency, whether in Singapore or elsewhere?</p>	No	No

## SUPPLEMENTAL INFORMATION ON DIRECTORS SEEKING RE-ELECTION

	Mr. Ng Mun Kit, Michael	Mr. Ng Yuk Wing, Philip
<b>Disclosure applicable to the appointment of Director only</b>		
<p>Any prior experience as a director of a listed company?</p> <p>If yes, please provide details of prior experience.</p> <p>If no, please state if the director has attended or will be attending training on the roles and responsibilities of a director of a listed issuer as prescribed by the Exchange.</p> <p>Please provide details of relevant experience and the nominating committee's reasons for not requiring the director to undergo training as prescribed by the Exchange (if applicable).</p>	N.A.	N.A.

## SUPPLEMENTAL INFORMATION ON DIRECTORS SEEKING RE-ELECTION

	<b>Mr. Lim Yew Kong, John</b>	<b>Mr. Lawrence Kwan</b>
Date of Appointment	20 January 2005	13 July 2012
Date of last re-appointment	24 October 2019	23 October 2020
Age	59	74
Country of principal residence	Singapore	Singapore
The Board's comments on this appointment (including rationale, selection criteria, and the search and nomination process)	The Board of Directors of the Company has considered, among others, the recommendation of the Nominating Committee ("NC") and has reviewed and considered the contribution and performance, attendance, preparedness, participation, candour and suitability of Mr. Lim Yew Kong, John for re-election as Independent Director of the Company. The Board have reviewed and concluded that Mr. Lim Yew Kong, John possess the experience, expertise, knowledge and skills that will continue to contribute towards the core competencies of the Board.	The Board of Directors of the Company has considered, among others, the recommendation of the Nominating Committee ("NC") and has reviewed and considered the contribution and performance, attendance, preparedness, participation, candour and suitability of Mr. Lawrence Kwan for re-election as Independent Director of the Company. The Board have reviewed and concluded that Mr. Lawrence Kwan possess the experience, expertise, knowledge and skills that will continue to contribute towards the core competencies of the Board.
Whether appointment is executive, and if so, the area of responsibility	Non-Executive	Non-Executive
Job Title (e.g. Lead ID, AC Chairman, AC Member etc.)	Independent Director, Chairman of the Audit and Risk Management Committee and a member of the Nominating Committee and Remuneration Committee.	Lead Independent Director, Chairman of the Nominating Committee and Remuneration Committee and a member of the Audit and Risk Management Committee

## SUPPLEMENTAL INFORMATION ON DIRECTORS SEEKING RE-ELECTION

	<b>Mr. Lim Yew Kong, John</b>	<b>Mr. Lawrence Kwan</b>
Professional qualifications	Mr. Lim graduated with a Bachelor's degree in Economics from the London School of Economics and Political Science in the United Kingdom in 1984. He qualified as a Chartered Accountant in 1987 from the Institute of Chartered Accountants in England and Wales.	<ul style="list-style-type: none"> <li>• Fellow of the Chartered Governance Institute, United Kingdom &amp; Ireland (CGI)/Institute of Chartered Secretaries and Administrators, United Kingdom (ICSA)</li> <li>• Fellow of the Chartered Secretaries Institute of Singapore (CSIS)</li> <li>• Graduate member of the Australian Institute of Company Directors</li> <li>• Master of Business Administration degree from the University Of East London, United Kingdom</li> <li>• Member of the Singapore Institute of Directors</li> </ul>
Any relationship (including immediate family relationships) with any existing director, existing executive officer, the issuer and/or substantial shareholder of the listed issuer or of any of its principal subsidiaries	No	No
Conflict of Interest (including any competing business)	No	No
Working experience and occupation(s) during the past 10 years	<p>Mr. Lim was a director of Axia Equity Pte. Ltd., a business advisory company from February 2006 to January 2012 and was the managing director of Enterprise Asean Fund Pte. Ltd. from April 2005 to August 2006.</p> <p>He is also an independent director of Zico Holding Inc. and Global Invacom Group Limited, both of which are listed on the Mainboard of the SGX-ST.</p>	<p>2006 to present: Consultant of ACT Management Services Pte Ltd</p> <p>2007 to 2011: Associate Director of Tricor Evatthouse Corporate Services</p> <p>2005 to 2013: Associate Director/ Owner of HIM Governance Pte Ltd</p>

## SUPPLEMENTAL INFORMATION ON DIRECTORS SEEKING RE-ELECTION

	<b>Mr. Lim Yew Kong, John</b>	<b>Mr. Lawrence Kwan</b>
Undertaking (in the format set out in Appendix 7.7) under Rule 720(1) has been submitted to the listed issuer	Yes	Yes
Shareholding interest in the listed issuer and its subsidiaries	Yes	Nil
Shareholding details	Direct interest: 100,000 ordinary shares	Nil
Past (for the last 5 years)	St Joseph's Institution International Ltd. St Joseph's Institution International Elementary School Ltd Tribus Pte Ltd	Actinon Pte Ltd Afriscot Commodities Pte Ltd Anergy Pte Ltd Anval International Pte Ltd Bray Controls Southeast Asia Pte Ltd Dragonfly Pte Ltd Extractive Capital Pte Ltd Hunter Bay Technologies Pte Ltd Mazdean Pte Ltd (Company strike off) Petrus Oil and Gas International Trade Pte Ltd Prometheus Advisory Pte Ltd Reliance Big Entertainment (SG) Pte Ltd Riskcare Pte Ltd Singfert Pte Ltd Sinova Medical Technologies Pte Ltd Tennant Packaging Corporation SG Pte Ltd Top Iron Pte Ltd

## SUPPLEMENTAL INFORMATION ON DIRECTORS SEEKING RE-ELECTION

	<b>Mr. Lim Yew Kong, John</b>	<b>Mr. Lawrence Kwan</b>
Present	<p>Global Invacom Group Limited Zico Holdings Inc. Zico Asset Management Pte. Ltd. Zico Capital Pte. Ltd. FHFT Pte Ltd</p>	<p>052462 Pte Ltd Emakina Asia Pte Ltd Emakina.sg Pte Ltd EOS IT Management Solutions (SG) Pte Ltd iSURVEY Pte Ltd Magna Tyres Singapore Pte Ltd Nelson Marine Pte Ltd Peak Scientific Singapore Private Limited Petra Consulting Pte Ltd Rebound Singapore Pte Ltd Reliance Natural Resources (SG) Pte Ltd SailPoint Technologies Pte Ltd Vinmar Overseas (SG) Pte Ltd Va-Q-tec SG Pte Ltd Centre for Corporate Management &amp; Development Pte Ltd SBI Offshore Ltd. (In Liquidation)</p>

## SUPPLEMENTAL INFORMATION ON DIRECTORS SEEKING RE-ELECTION

## INFORMATION REQUIRED

	Mr. Lim Yew Kong, John	Mr. Lawrence Kwan
l) Whether at any time during the last 10 years, an application or a petition under any bankruptcy law of any jurisdiction was filed against him or against a partnership of which he was a partner at the time when he was a partner or at any time within 2 years from the date he ceased to be a partner?	No	No
m) Whether at any time during the last 10 years, an application or a petition under any law of any jurisdiction was filed against an entity (not being a partnership) of which he was a director or an equivalent person or a key executive, at the time when he was a director or an equivalent person or a key executive of that entity or at any time within 2 years from the date he ceased to be a director or an equivalent person or a key executive of that entity, for the winding up or dissolution of that entity or, where that entity is the trustee of a business trust, that business trust, on the ground of insolvency?	No	No
n) Whether there is any unsatisfied judgment against him?	No	No
o) Whether he has ever been convicted of any offence, in Singapore or elsewhere, involving fraud or dishonesty which is punishable with imprisonment, or has been the subject of any criminal proceedings (including any pending criminal proceedings of which he is aware) for such purpose?	No	No
p) Whether he has ever been convicted of any offence, in Singapore or elsewhere, involving a breach of any law or regulatory requirement that relates to the securities or futures industry in Singapore or elsewhere, or has been the subject of any criminal proceedings (including any pending criminal proceedings of which he is aware) for such breach?	No	No

## SUPPLEMENTAL INFORMATION ON DIRECTORS SEEKING RE-ELECTION

	<b>Mr. Lim Yew Kong, John</b>	<b>Mr. Lawrence Kwan</b>
q) Whether at any time during the last 10 years, judgment has been entered against him in any civil proceedings in Singapore or elsewhere involving a breach of any law or regulatory requirement that relates to the securities or futures industry in Singapore or elsewhere, or a finding of fraud, misrepresentation or dishonesty on his part, or he has been the subject of any civil proceedings (including any pending civil proceedings of which he is aware) involving an allegation of fraud, misrepresentation or dishonesty on his part?	No	No
r) Whether he has ever been convicted in Singapore or elsewhere of any offence in connection with the formation or management of any entity or business trust?	No	No
s) Whether he has ever been disqualified from acting as a director or an equivalent person of any entity (including the trustee of a business trust), or from taking part directly or indirectly in the management of any entity or business trust?	No	No
t) Whether he has ever been the subject of any order, judgment or ruling of any court, tribunal or governmental body, permanently or temporarily enjoining him from engaging in any type of business practice or activity?	No	No



## SUPPLEMENTAL INFORMATION ON DIRECTORS SEEKING RE-ELECTION

	<b>Mr. Lim Yew Kong, John</b>	<b>Mr. Lawrence Kwan</b>
<p>u) Whether he has ever, to his knowledge, been concerned with the management or conduct, in Singapore or elsewhere, of the affairs of:–</p> <p>v. any corporation which has been investigated for a breach of any law or regulatory requirement governing corporations in Singapore or elsewhere; or</p> <p>vi. any entity (not being a corporation) which has been investigated for a breach of any law or regulatory requirement governing such entities in Singapore or elsewhere; or</p> <p>vii. any business trust which has been investigated for a breach of any law or regulatory requirement governing business trusts in Singapore or elsewhere; or</p> <p>viii. any entity or business trust which has been investigated for a breach of any law or regulatory requirement that relates to the securities or futures industry in Singapore or elsewhere</p> <p>in connection with any matter occurring or arising during that period when he was so concerned with the entity or business trust?</p>	No	No
<p>v) Whether he has been the subject of any current or past investigation or disciplinary proceedings, or has been reprimanded or issued any warning, by the Monetary Authority of Singapore or any other regulatory authority, exchange, professional body or government agency, whether in Singapore or elsewhere?</p>	No	No

## SUPPLEMENTAL INFORMATION ON DIRECTORS SEEKING RE-ELECTION

	Mr. Lim Yew Kong, John	Mr. Lawrence Kwan
<b>Disclosure applicable to the appointment of Director only</b>		
<p>Any prior experience as a director of a listed company?</p> <p>If yes, please provide details of prior experience.</p> <p>If no, please state if the director has attended or will be attending training on the roles and responsibilities of a director of a listed issuer as prescribed by the Exchange.</p> <p>Please provide details of relevant experience and the nominating committee's reasons for not requiring the director to undergo training as prescribed by the Exchange (if applicable).</p>	N.A.	N.A.



**Karin Technology  
Holdings Limited**



Karin Technology Holdings Limited  
2nd Floor, Karin Building, 166 Wai Yip Street  
Kwun Tong, Kowloon, Hong Kong  
Tel: (852) 2763 3188 / (852) 2389 8252  
Fax: (852) 2372 6389  
[www.karingroup.com](http://www.karingroup.com)